FHWA REGION NO.	STATE	PROJECT NO.	YEAR	SHEET NO.	TOTAL SHEETS
7	KANSAS	87N-0078-01	1997	18	33

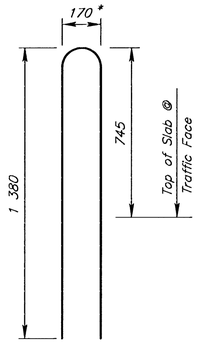

R1



R2

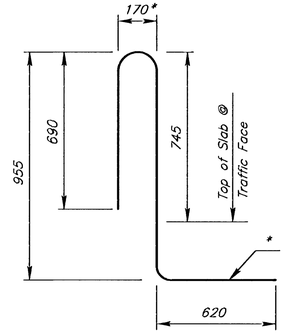

R3

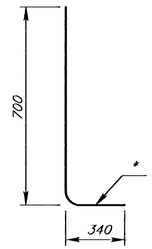

R4
(Lap 445 mm with R3)



R5, R6, & R7

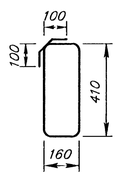

R8

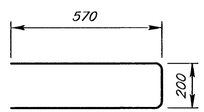

R9

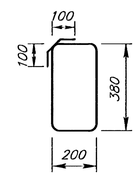

R10

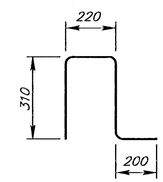

C1

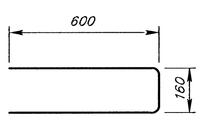

SP1

BENDING DIAGRAMS

(All dimensions are out to out of bars.)

* Bend this leg to match the slope of the roadway.

BILL OF REINFORCING STEEL
Grade 420

	Straight Bars				* Bent Bars		
	Mark	Size	Number	Length	Mark	Size	Number	Length
Epoxy Coated	R11	19	24	3 130	R1	22	4	2 830
	R12	19	36	2 900	R2	22	4	1 700
					R3	22	96	2 435
	C2	13	4	15 315				
					R5	16	8	1 990
	SB1	16	18	2 300	R6	16	8	3 250
					SP1	16	30	1 360
					C1	13	64	1 040
					R4	13	96	1 040
					R7	13	4	3 240
					R8	10	170	1 340
					R9	10	40	1 340
					R10	10	16	1 360
					SB2	16	30	1 450
Non-Epoxy								

NO.	DATE	REVISIONS	BY	APP'D
3				
2	6-6-98	Additional A615M-98 Changes	LRR	KFH
1	1-15-98	ASTM A615M-98 Changes	LRR	KFH

KANSAS DEPARTMENT OF TRANSPORTATION

BILL OF REINFORCING STEEL &
BENDING DIAGRAMS FOR
815 mm KANSAS CORRAL RAIL

BR182G SI

FHWA APPROVAL		6-14-98	APP'D		
DESIGNED	DETAILED	JK	QUANTITIES		CADD
DESIGN CK.	DETAIL CK.	LRR	QUAN. CK.		CADD CK.

Plotted By : $$USERNAME$$
Plot File : $$$$$$$$$$$$$$$DGNSPEC$$$$$$$$$$$$$$$
Plot Date : $$$$$$SYTIME$$$$$$
Std. Base File :/usr2/stand/si/br182gsi.dgn
Server File : /usr2/
Server : witch
View=PLOT1