FHWA REGION NO.	STATE	PROJECT NO.	YEAR	SHEET NO.	TOTAL SHEETS
7	KANSAS	87N-0078-01	1997	25	33

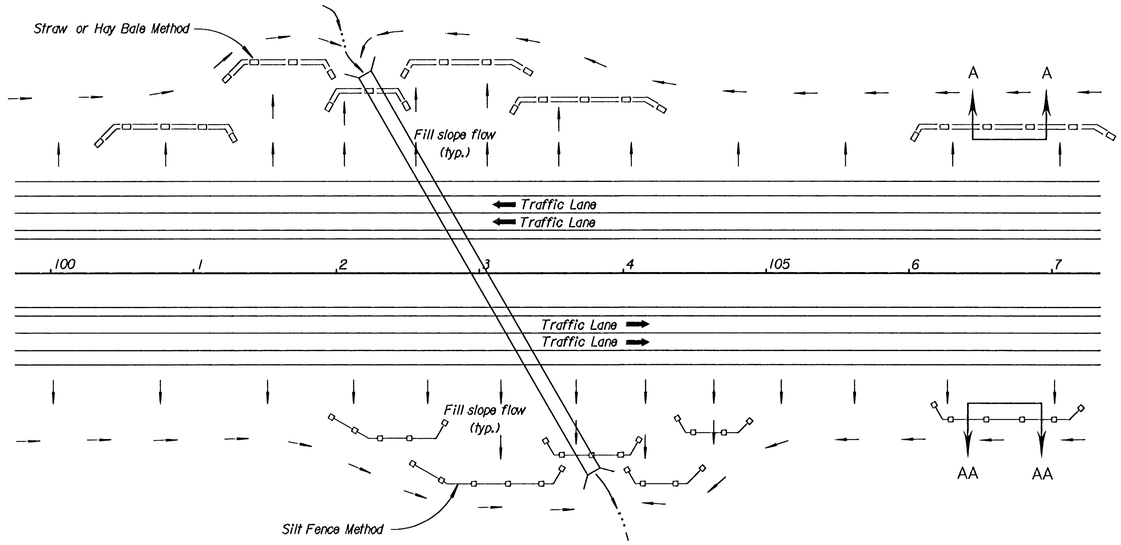

TYPICAL PLAN

NO SCALE

LEGEND OF TEMPORARY SLOPE SILT CONTROL METHODS

Silt Fence Barrier

Straw or Hay Bale Barrier

GENERAL NOTES

1) The usage of Straw or Hay Bales or Silt Fence is at the option of the Contractor. The symbols shown in the Typical Plan shall in no way be interpreted nor implied as to the usage of Slope Barrier Types.

2) The slope barriers shall be placed along contour lines, with a short section turned upgrade at each end of the barrier.

3) At culverts, the Straw or Hay Bales or Silt Fence shall be placed over the culvert, not through the streambed flowline.

INSTALLATION NOTES

STRAW OR HAY BALES:

1. Place Bales tightly together, with loose straw or hay wedged between Bales to close off any openings.
2. Wood Stakes shall be 50 mm x 50 mm (nom.) x 1,200 mm long (min.)
3. Refer to plan sheets to estimate the linear footage of Bales required.
4. Use only twine to bind bales. The use of wire binding is prohibited because it does not readily biodegrade.

SILT FENCE:

1. Wood Stakes shall be 50 mm x 50 mm (nom.) x 1,500 mm long (min.)
2. Attach Fence Fabric to wood stakes with staples, wire, or nails.
3. Refer to plan sheets to estimate the linear footage of Silt Fence required.

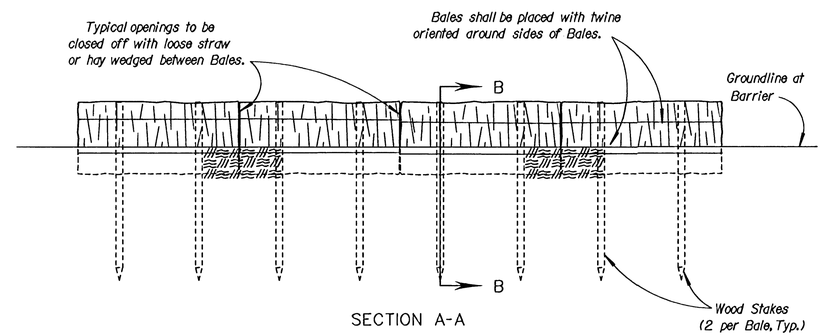

SECTION A-A

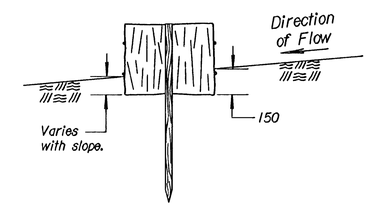

SECTION B-B

STRAW BALE SLOPE BARRIER

NO SCALE

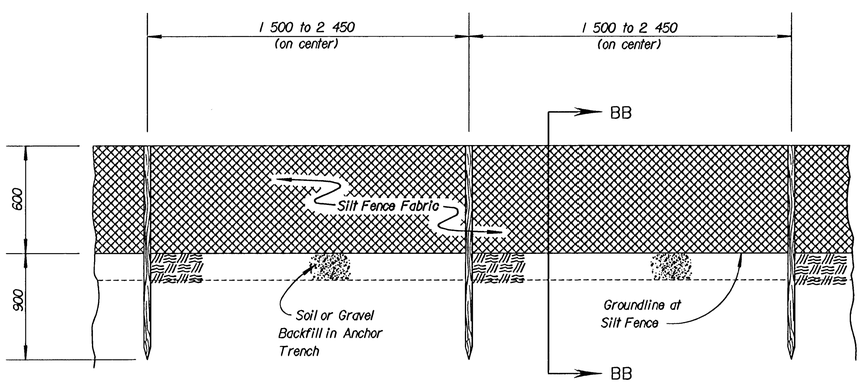

SECTION AA-AA

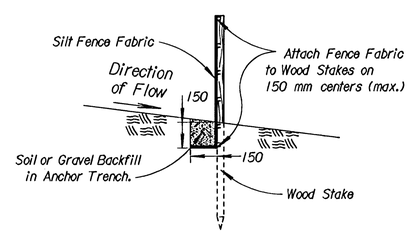

SECTION BB-BB

SILT FENCE SLOPE BARRIER

NO SCALE

NO.	DATE	REVISIONS	BY	APP'D
3				
2				
1	7-5-95	Convert to SI	WCL	RDR

KANSAS DEPARTMENT OF TRANSPORTATION

TEMPORARY PROJECT WATER POLLUTION CONTROL

STRAW OR HAY BALE SLOPE BARRIERS

SILT FENCE SLOPE BARRIERS

LA852D SI

F.H.W.A. APPROVAL	8-8-95	APP'D	Richard D. Ross		
DESIGNED	WCL	DETAILED	WCL	QUANTITIES	TRACED DAK
DESIGN CK.	RDR	DETAIL CK.	WCL	QUAN.CK.	TRACE CK. WCL

Drawn By : $$USERNAME$$
DGN File : $$$$$$$$$$$$$$$$$$DGNSPEC$$$$$$$$$$$$$$$$$$
Plotted : $$View= PLOT 1