FHWA REGION NO.	STATE	PROJECT NO.	YEAR	SHEET NO.	TOTAL SHEETS
7	KANSAS	87 N-0194-01	2001	17	43

NOTES:

1) Temporary Slope Drain and Temporary Berm may be used on either project foreslopes or project backslopes.

2) Discharge of Slope Drains shall be into stablized ditch or area, or into Sediment Basin.

3) Pipe shall be secured in place as approved by Engineer.

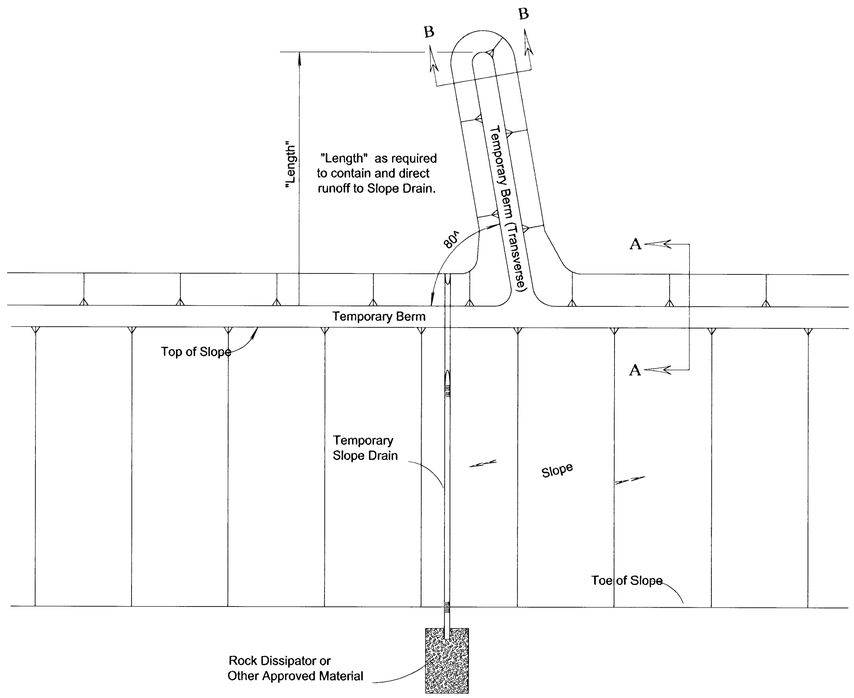

TYPICAL PLAN VIEW OF TEMPORARY BERM AND TEMPORARY SLOPE DRAIN

NO SCALE

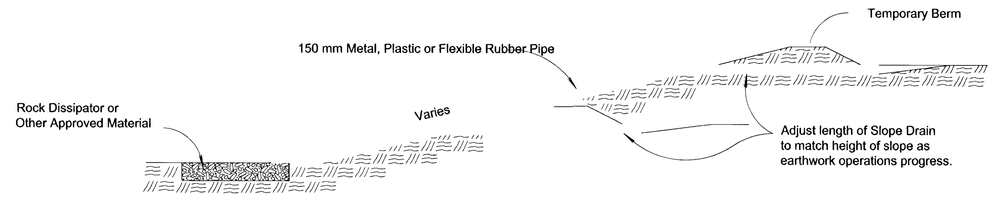

TYPICAL PROFILE OF TEMPORARY SLOPE DRAIN

NO SCALE

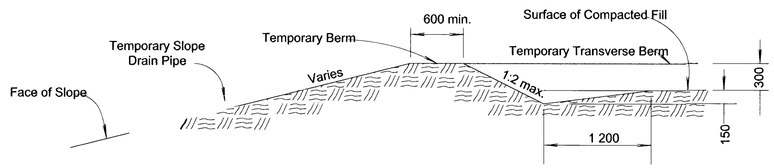

SECTION A-A

NO SCALE

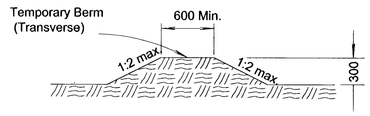

SECTION B-B

NO SCALE

TYPICAL PROFILE OF TEMPORARY BERM

NO SCALE

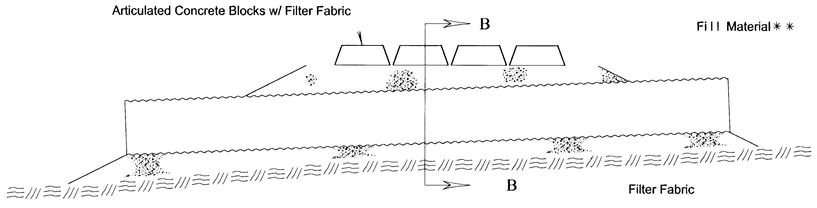

SECTION A-A

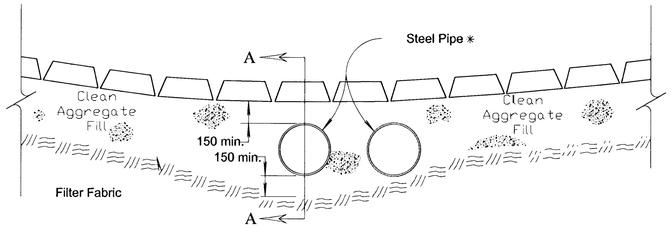

SECTION B-B

* NOTE:
Quantity, length and diameter of steel pipe to be determined by design flow calculations.

TEMPORARY STREAM CROSSING (ARTICULATED CONCRETE BLOCKS)

NO SCALE

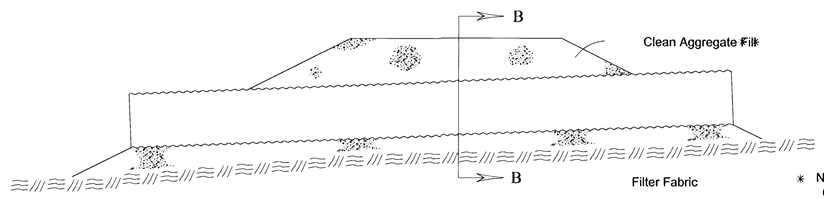

SECTION A-A

* NOTE:
Quantity, length and diameter of steel pipe to be determined by design flow calculations.

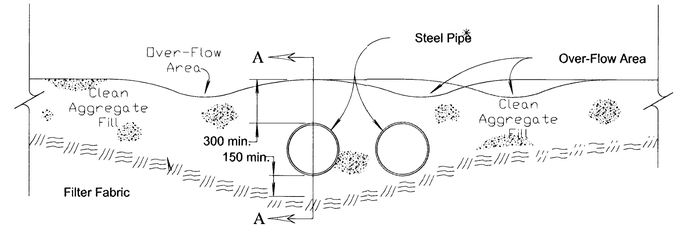

SECTION B-B

TEMPORARY STREAM CROSSING (AGGREGATE)

NO SCALE

NO.	DATE	REVISIONS	BY	APP'D
3				
2				
1		Revised Standard		

KANSAS DEPARTMENT OF TRANSPORTATION

TEMPORARY EROSION AND POLLUTION CONTROL

TEMPORARY SLOPE DRAIN

TEMPORARY STREAM CROSSING (AGGREGATE)

TEMP. STREAM CROSS. (ARTC. CONC. BLOCKS)

LA852B SI

F.H.W.A. APPROVAL				APP'D	Richard D. Ross		
DESIGNED	WCL	DETAILED	WCL	QUANTITIES		TRACED	WCL
DESIGN CK.	RDR	DETAIL CK.	RDR	QUAN.CK.		TRACE CK.	RDR