FHWA REGION NO.	STATE	PROJECT NO.	FISCAL YEAR	SHEET NO.	TOTAL SHEETS
7	KANSAS	87-N-0223-01	2002	7	56

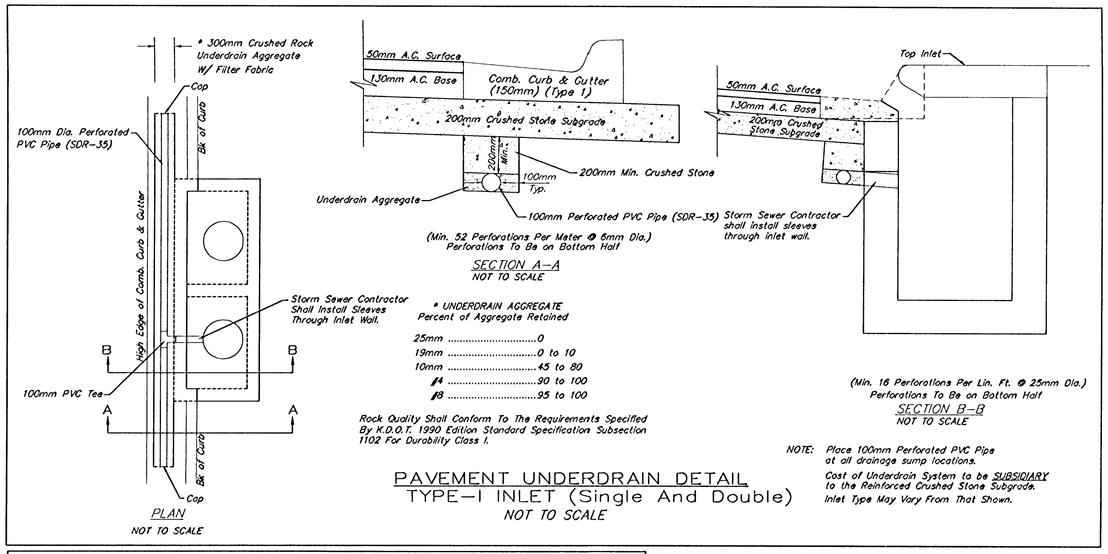

PAVEMENT UNDERDRAIN DETAIL
TYPE-I INLET (Single And Double)
NOT TO SCALE

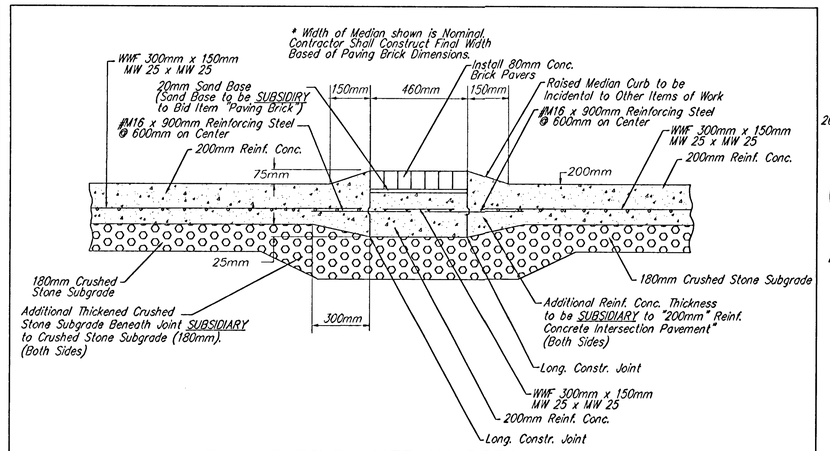

PAVING BRICK MEDIAN DETAIL

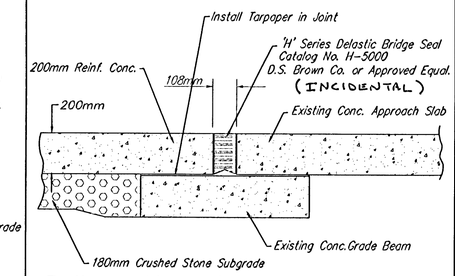

The Neoprene Joint material shall be machine installed with Equipment capable of placing the strip at the specified depth without increasing or decreasing the length as taken from the roll or box by more than 5%. No splice will be permitted across the roadway. 6" long sections are to be installed vertically in the curb section of the roadway pavement. ~~The seal shall be paid for at the unit price bid per lin. ft. of "Neoprene Expansion Device" measured from back to back of curb.~~

NEOPRENE EXPANSION DEVICE DETAIL

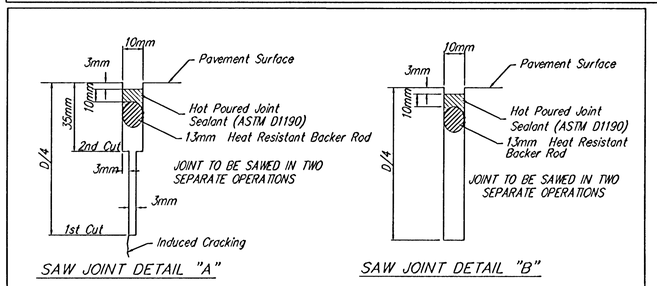

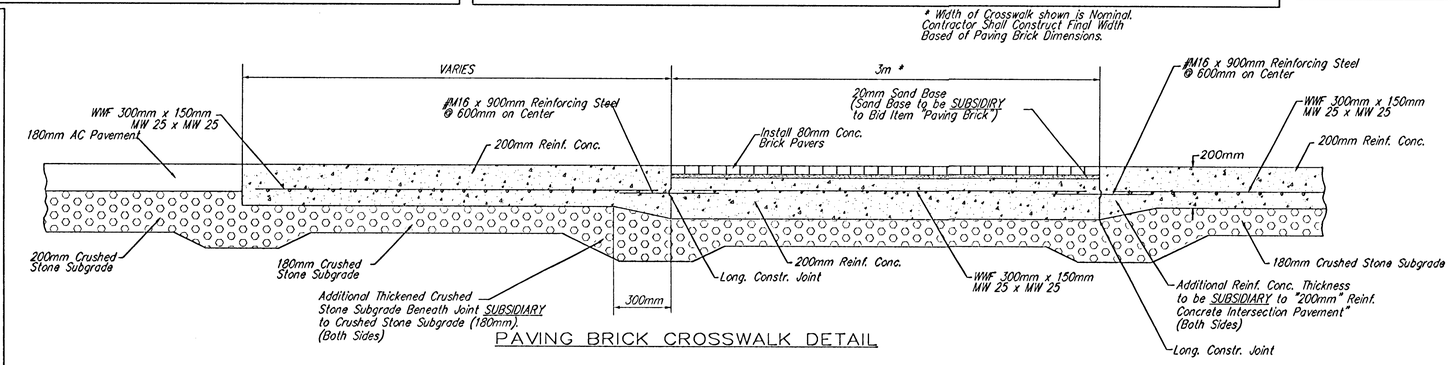

PAVING BRICK CROSSWALK DETAIL

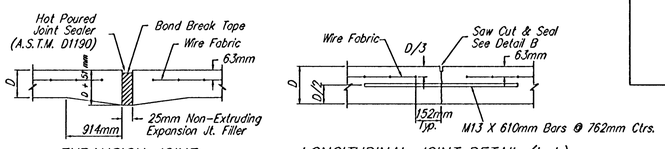

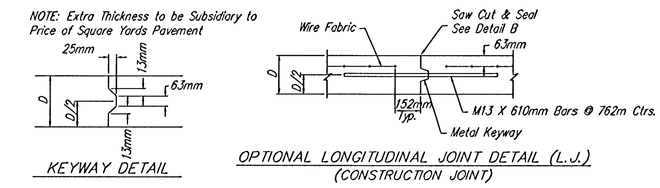

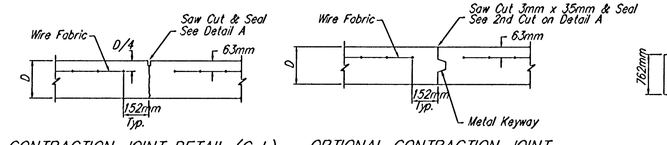

JOINT DETAILS
NOT TO SCALE

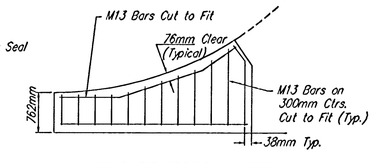

WING REINFORCING DETAIL
NOTE: 150mm x 300mm WM25 x WM25 Wire Fabric Reinforcing Shall Be Placed So That The Wires With The 150mm Spacing Will Run Parallel With The Longitudinal Joints.

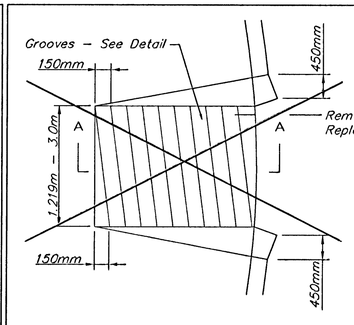

WHEELCHAIR RAMP PLAN VIEW

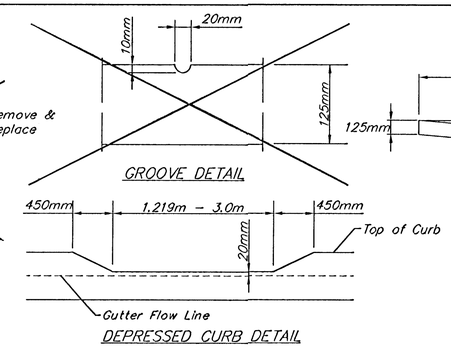

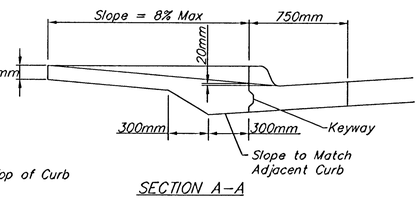

W.C. RAMPS TO HAVE TRUNCATED DOME SURFACE

Note: All work associated with the installation of the wheelchair ramps, including construction of depressed curb and gutter, shall be SUBSIDIARY to the bid item "Wheelchair Ramp."

WHEEL CHAIR RAMP DETAIL

KDOT METRIC

PROJECT NUMBER	SHEET NAME	ENGINEERING DIRECTORY
472-83781	Miscdtl	F:\\HarryMcLean\Details

DESIGN	DRAWN	APPROVED	DATE	SCALE	BAUGHMAN NO
Staff	Staff	JFB	Aug 2003	None	01-03-E943

CAPITAL IMPROVEMENT PROJECT
MISCELLANEOUS PAVEMENT DETAILS
HARRY & MCLEAN INTERSECTION IMPROVEMENTS

BAUGHMAN COMPANY, P.A.
ENGINEERING, SURVEYING, & PLANNING
316-262-7271 • 315 ELLIS • WICHITA, KANSAS 67211

SHEET 7 OF 56