FHWA REGION NO.	STATE	PROJECT NO.	YEAR	SHEET NO.	TOTAL SHEETS
7	KANSAS	87 N-0230-01	2003	45	73

SILT FENCE NOTES:

1. Stakes shall be 1 200 mm (min.) long and of one of the following materials:
   a. Hardwood - 30 mm x 30 mm;
   b. Southern Pine (No. 2) - 65 mm x 65 mm;
   c. Steel U.T.L. or C Section - 600 grams per 300 mm; or
   d. Synthetic - same strength as wood stakes.
2. Attach fence fabric to stakes with staples, wire or nails.
3. Use as much Silt Fence as necessary to insure water does not flow around end of ditch check.
4. Use support fencing when tributary area is greater than 1 hecture or when ditch gradient is greater than 2 percent.

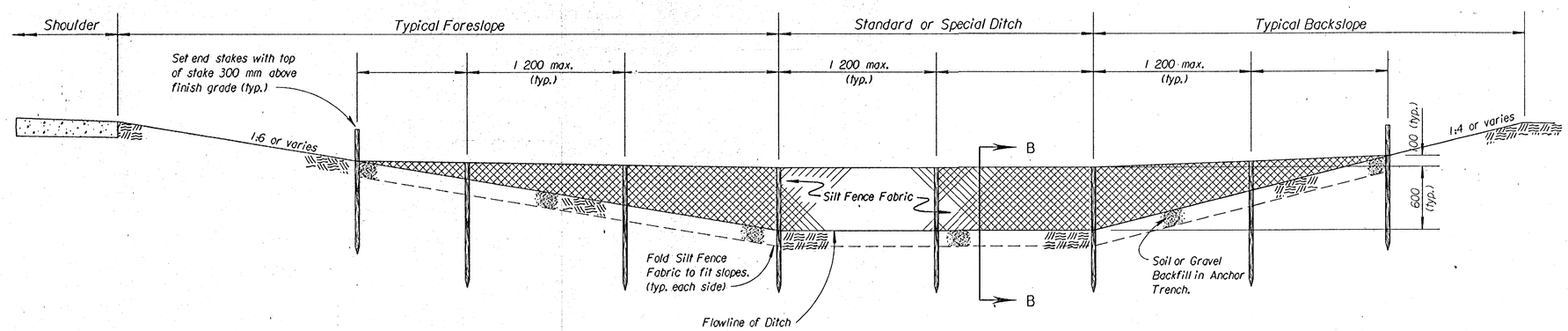

TYPICAL ELEVATION

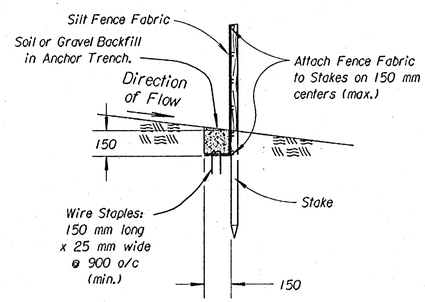

SECTION B - B

SILT FENCE DITCH CHECK

NO SCALE

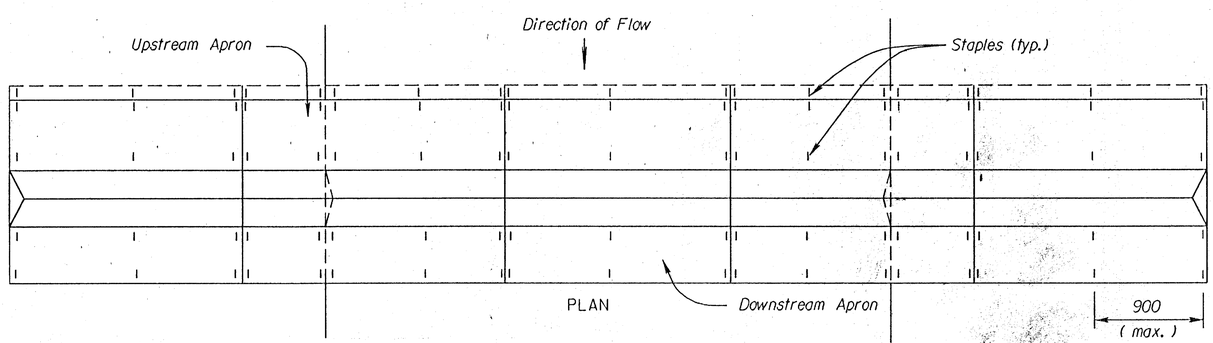

PLAN

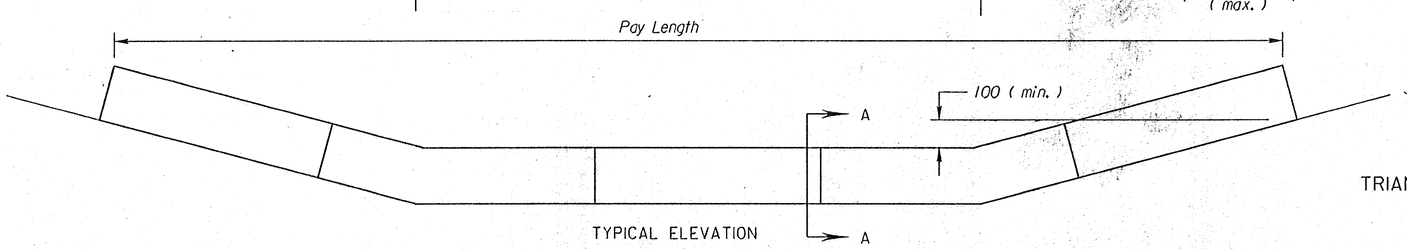

TYPICAL ELEVATION

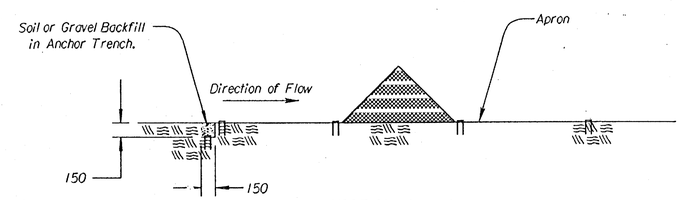

SECTION A - A

TRIANGULAR SILT DIKE NOTES

1. Place Triangular Silt Dike sections tightly together, with apron material overlapping end-to-end by 150 mm.
2. Wire Staples shall be 150 mm long by 25 mm wide, minimum.
3. Use as many Triangular Silt Dike sections as necessary to insure water does not flow around end of ditch check.

TRIANGULAR SILT DIKE DITCH CHECK

NO SCALE

NO.	DATE	REVISIONS	BY	APP'D
3				
2				
1				

KANSAS DEPARTMENT OF TRANSPORTATION

TEMPORARY EROSION AND POLLUTION CONTROL
SILT FENCE DITCH CHECKS
TRIANGULAR SILT DIKE DITCH CHECKS

LA852F SI

F.H.W.A. APPROVAL		5/20/99	APP'D	Richard D. Ross			
DESIGNED	WCL	DETAILED	WCL	QUANTITIES		TRACED	WCL
DESIGN CK.	RDR	DETAIL CK.	RDR	QUAN.CK.		TRACE CK.	RDR

Drawn By: untitled
DGN File: $$$$$$$$$$$$$$DGNSPEC$$$$$$$$$$$$$$
Plotted: 4/28/2004 View= PLOT 1