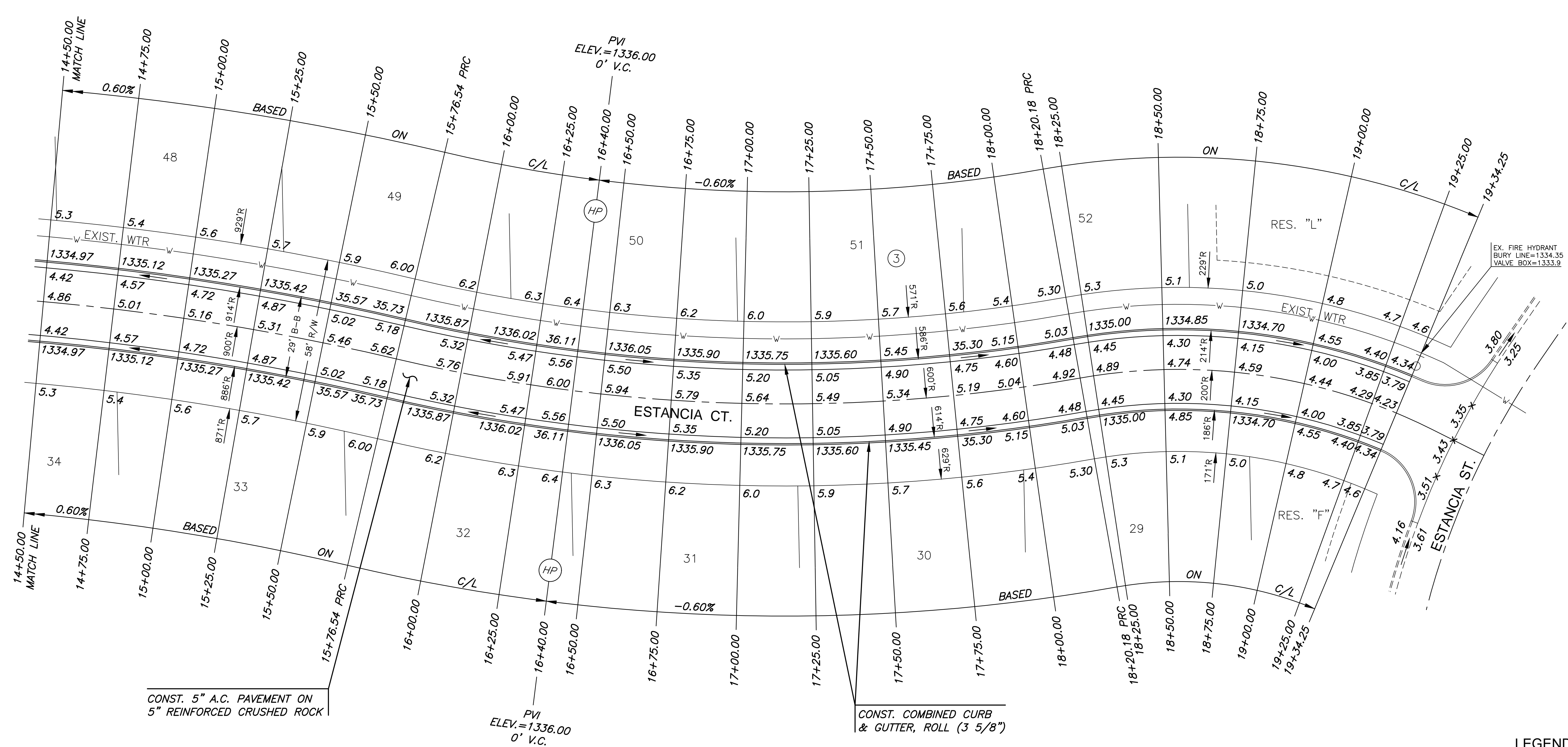


PLOTTED: Tuesday, July 18, 2017 @ 10:31AM

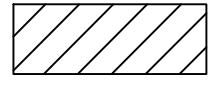


CONST. 5" A.C. PAVEMENT ON  
5" REINFORCED CRUSHED ROCK

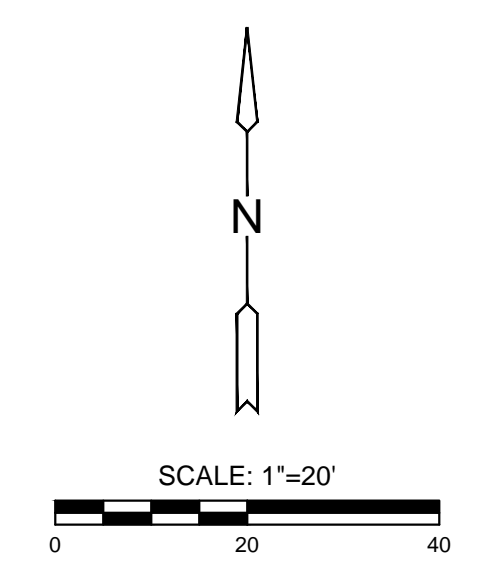
PVI  
ELEV.=1336.00  
0' V.C.

CONST. COMBINED CURB  
& GUTTER, ROLL (3 5/8")

**LEGEND**

- ⊕ STREET SIGN & SIGN LOCATION  
(SEE SIGN ASSEMBLY TABLE  
FOR TYPE & STATION OF SIGN)
-  10' TRANSITION FROM  
FULL TO ROLL CURB

- NOTES:**
1. TOP OF CURB ELEVATIONS  
SHOWN ARE FOR FULL CURB.  
CONSTRUCT CURB AND GUTTER  
AS NOTED.
  2. PVC SLEEVES TO BE BURIED AT  
A DEPTH OF 2' TO TOP OF  
SLEEVE, MINIMUM.



PAVING & INCIDENTAL DRAINAGE FOR  
**ESTANCIA ADDITION**  
PHASE 2B

©2017  
MKEC Engineering  
All Rights Reserved  
www.mkec.com  
These drawings and their contents,  
including, but not limited to, all concepts,  
designs, & ideas are the exclusive  
property of MKEC Engineering (MKEC),  
and may not be used or reproduced in any  
way without the express consent of MKEC.

**ESTANCIA CT.  
(CONT.)**

PROJECT NO.	472-85387	
DATE	JUNE 2017	
SCALE	1" = 20'	
DESIGNED	DFL	
DRAWN	JWC	
CHECKED	GJA	
NO.	REVISION	DATE

J:\PROJECTS\2017\1401010462 - PREMIER ESTANCIA\AS-CIVIL\CADD\PAVING\ESTANCIA\PH2\PART B\14462-EP-02.DWG