PROJECT NO.	SHEET NO.	TOTAL SHEETS
472-83256	23	54

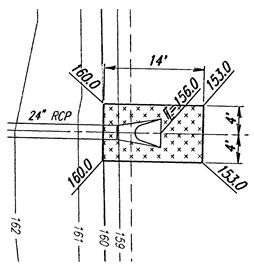

SCALE: 1"=10'

Existing Pond
Static Pool=159.50
HW_{100} =163.60
Pond Floor=148.00

RIPRAP DETAIL

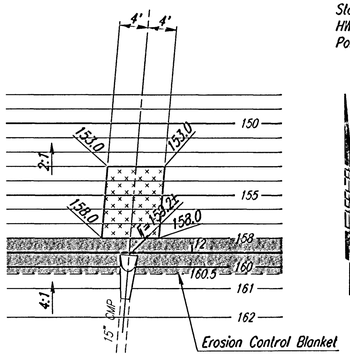

SCALE: 1"=10'

Existing Pond
Static Pool=159.50
HW_{100} =163.60
Pond Floor=148.00

RIPRAP DETAIL

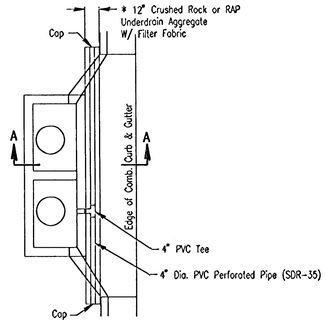

PLAN

*** UNDERDRAIN AGGREGATE**

PERCENT OF AGGREGATE RETAINED

1"	0
3/4"	0-10
3/8"	45-80
#4	90-100
#8	95-100

ROCK QUALITY SHALL CONFORM TO THE REQUIREMENTS SPECIFIED BY THE KDOT 1990 EDITION STANDARD PECIFICATION SUBSECTION 1102 FOR DURABILITY CLASS I.

PAVEMENT UNDERDRAIN LOCATIONS		
STREET	STATION	SIDE
PARKDALE	26+36.44	LT. & RT.

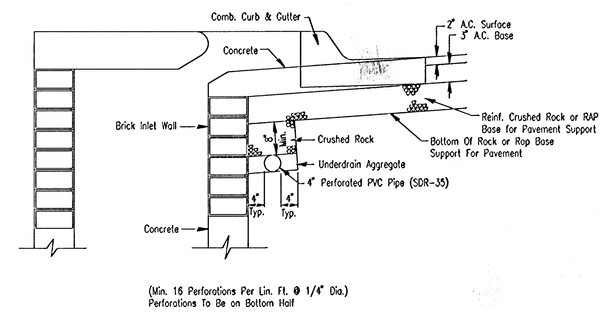

SECTION A-A

PAVEMENT UNDERDRAIN DETAIL

NOTE: PLACE 4" PVC PERFORATED PIPE AT ALL DRAINAGE SUMP LOCATION

COST OF UNDERDRAIN SYSTEM TO BE INCIDENTAL TO THE REINFORCED CRUSHED ROCK OR REINFORCED RECYCLED ASPHALT PAVEMENT (RAP) BASE.

INLET TYPE MAY VARY FROM THAT SHOWN.

NOTE: CONTRACTOR SHALL INSTALL SDR 35, 4" DRAIN PIPE STUB ONLY THROUGH WALL OF THIS CURB INLET AND CAP TO ALLOW FUTURE CONNECTION OF TEE AND ADDITIONAL DRAIN PIPE BY OTHERS.

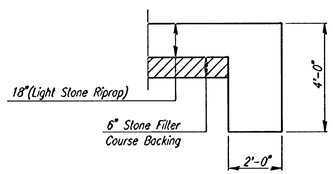

TYPICAL SECTION THRU TOEWALL

NO SCALE

NOTES

1. ALL RIPRAP FOR THIS PROJECT SHALL BE NATURAL STONE. NEITHER BROKEN CONCRETE, FABRIC ENVELOPE, NOR PREMIXED DRY PACKAGED CONCRETE BAG ALTERNATES WILL BE ALLOWED.
2. TOEWALLS SHALL BE INSTALLED ALONG EDGES OF STONE RIPRAP WHERE SHOWN.
3. GROUTING OF THE SURFACE OF THE RIPRAP SHALL NOT BE PERFORMED. GROUTING OF THE TOEWALLS SHALL BE PERFORMED PER CITY SPECIFICATIONS.

NOTE: PAVEMENT CONTRACTOR WILL BE REQUIRED TO INSTALL SDR 35, 4" PERFORATED DRAIN PIPE AND TEE AS INDICATED IN THE DETAILS ABOVE. A PIPE STUB HAS BEEN INSTALLED THROUGH WALLS OF CURB INLETS BY OTHERS IN A MANNER ALLOWING CONNECTION OF ADDITIONAL DRAIN PIPE AND TEE AS REQUIRED BY DETAILS ABOVE.

NOTE: SWS CONTRACTOR SHALL INSTALL SDR 35, 4" DRAIN PIPE STUB ONLY THROUGH WALL OF THIS CURB INLET AND CAP TO ALLOW FUTURE CONNECTION OF TEE AND ADDITIONAL DRAIN PIPE BY OTHERS.

EVERGREEN-PHASE 4
CITY OF WICHITA, KANSAS

MISCELLANEOUS DRAINAGE DETAILS

Professional Engineering Consultants, P.A.
303 S. TOPEKA • WICHITA, KANSAS 67202
316-262-2691 • FAX 316-262-3003

Designed by	BER	Checked by	
Drawn by	BJS	Date AUG. 2002	Job No. 02397

i: 2002/02397/miscdtn.dgn
Date Plotted: Oct. 31, 2002
Deliver to: Bill Sanson