FHWA REGION NO.	STATE	PROJECT NO.	YEAR	SHEET NO.	TOTAL SHEETS
7	KANSAS	STP-N012 (901)	1999	46	131

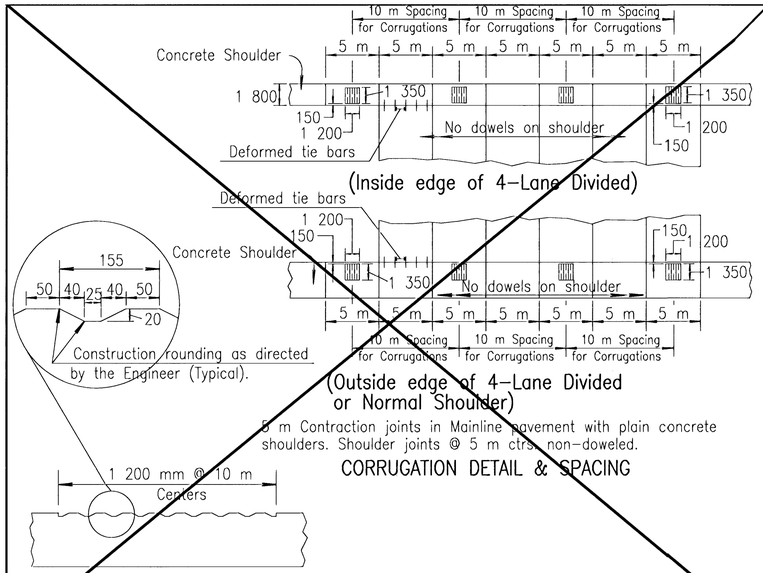

5 m Contraction joints in Mainline pavement with plain concrete shoulders. Shoulder joints @ 5 m ctrs. non-doweled.

CORRUGATION DETAIL & SPACING

SHOULDER CORRUGATION DETAIL

DETAILS OF CONCRETE SHOULDERS

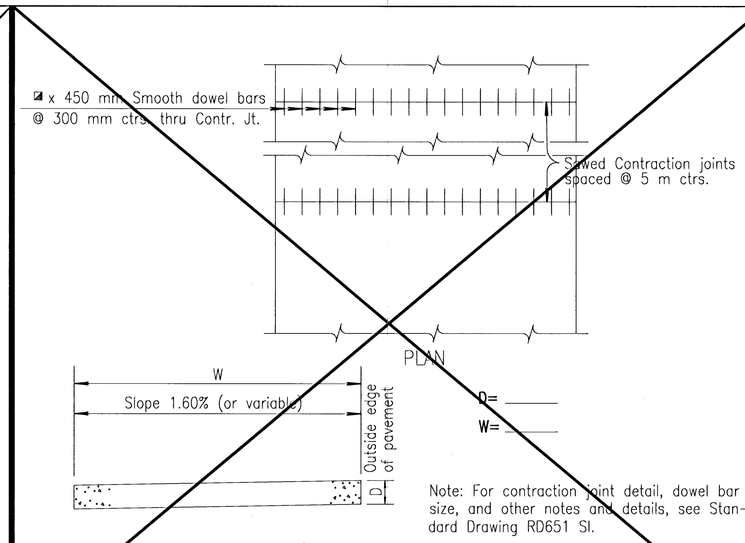

Note: For contraction joint detail, dowel bar size, and other notes and details, see Standard Drawing RD651 SI.

TRANSVERSE SECTION

RAMP CONCRETE PAVEMENT

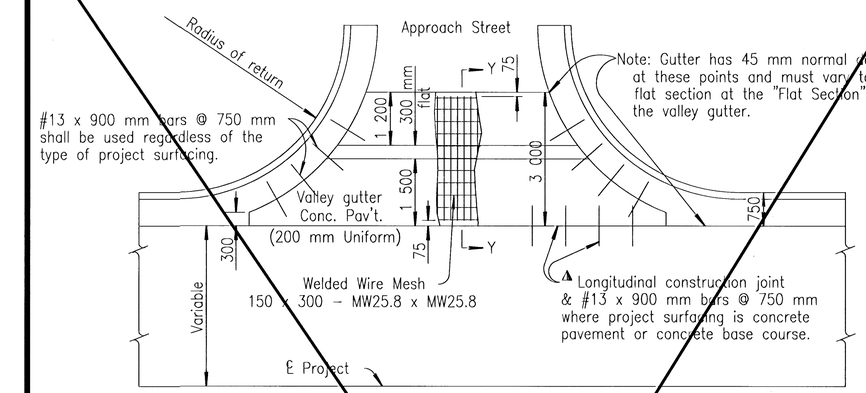

Where the valley gutter does not abut concrete pavement or concrete base course, omit tie bars and Longitudinal construction joint.

PLAN

NOTE: Valley gutter concrete pavement shall be of 200 mm uniform thickness, with welded wire mesh. Approximate mass of welded wire mesh= 2.1 kg/mä.
Where valley gutter, alley, and/or entrance pavement is the only pavement on the project, Class A Concrete (AE) may be used.

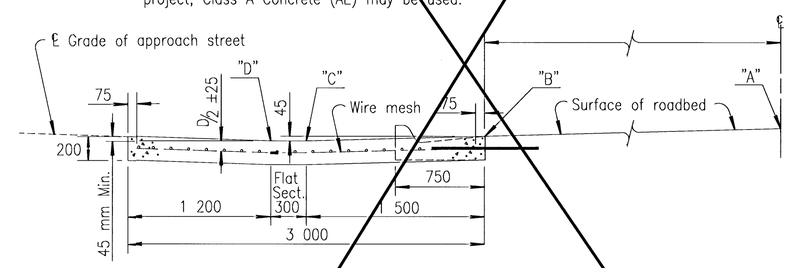

SECTION Y-Y

VALLEY GUTTER SUMMARY

Street	Station	Side	Elev. Pt. "A"	Elev. on ℄ of Approach Str. Pt. "B"	"C" & "D"	Appr. Str. Grade	m² Conc. pavt. (200 mm Uniform)	

VALLEY GUTTER

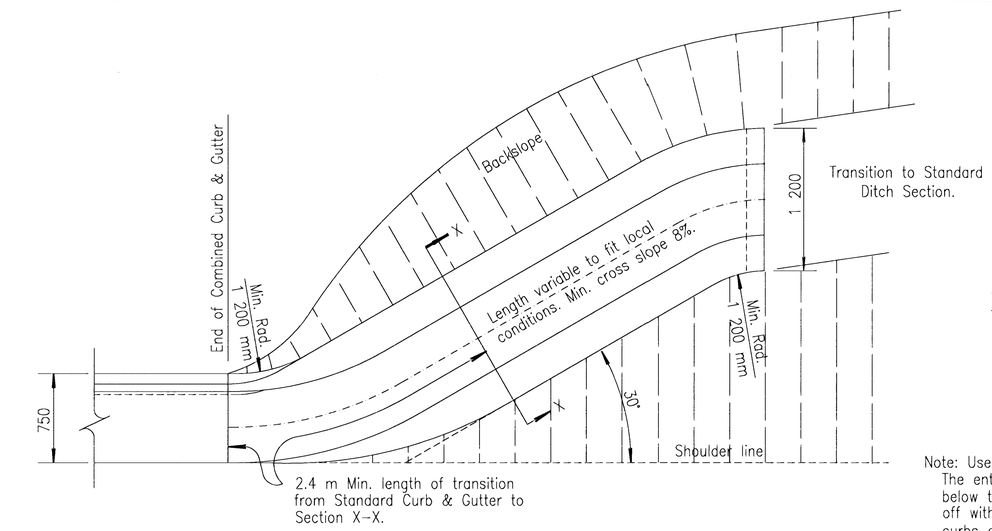

TYPICAL PLAN

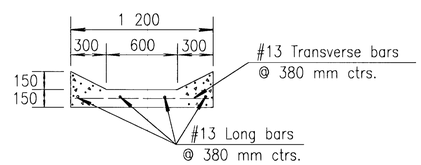

SECTION X-X

Note: Use Class "A" Concrete-AE thruout.
The entire area of the Slope Drain (Special) below the curbs, to be poured and struck off with a uniform thickness of 150 mm. The curbs are to be applied in the same manner and using the same methods as for edge curb.
Reinforcing steel shall be deformed #13 bars.

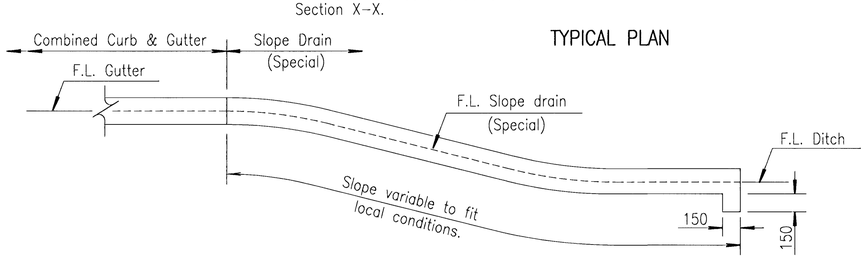

TYPICAL ELEVATION

SLOPE DRAIN (SPECIAL)

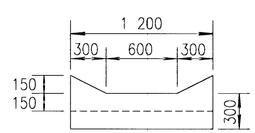

END ELEVATION
(Downstream end)

NO.	DATE	REVISIONS	BY	APP'D
3				
2	1-27-97	Revised Rebar Designation	R.J.S.	J.O.B.
1	9-13-94	Revised shoulder corrugation details	R.J.S.	J.O.B.

KANSAS DEPARTMENT OF TRANSPORTATION

CONCRETE PAVEMENT AUXILIARY DETAILS-II

RD681 SI

SHEET 46 OF 131

FHWA APPROVAL	2-18-97	APP'D. James O. Brewer	
DESIGNED	DETAILED	QUANTITIES	TRACED Bowser
DESIGN CK.	DETAIL CK.	QUAN.CK.	TRACE CK. Seitz

G:\CIVIL\PAW-WEBB\98171\DETAILS\RD681SI.DWG Tue Jul 18 09:45:27 2000