FHWA REG NO.	STATE	PROJECT NO.	YEAR	SHEET NO	TOTAL SHEETS
7	Kansas	87N-0195-01	2001	31	127

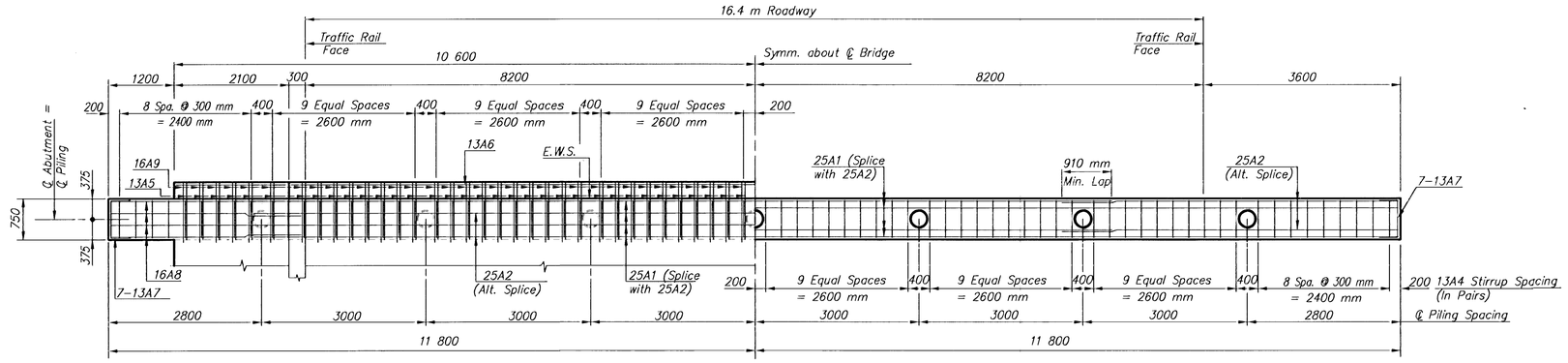

Reinforcing Steel in Top of Abutment

Reinforcing Steel in Bottom of Abutment

PLAN

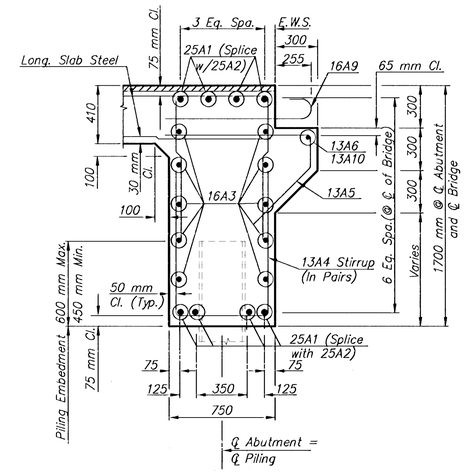

TYPICAL SECTION

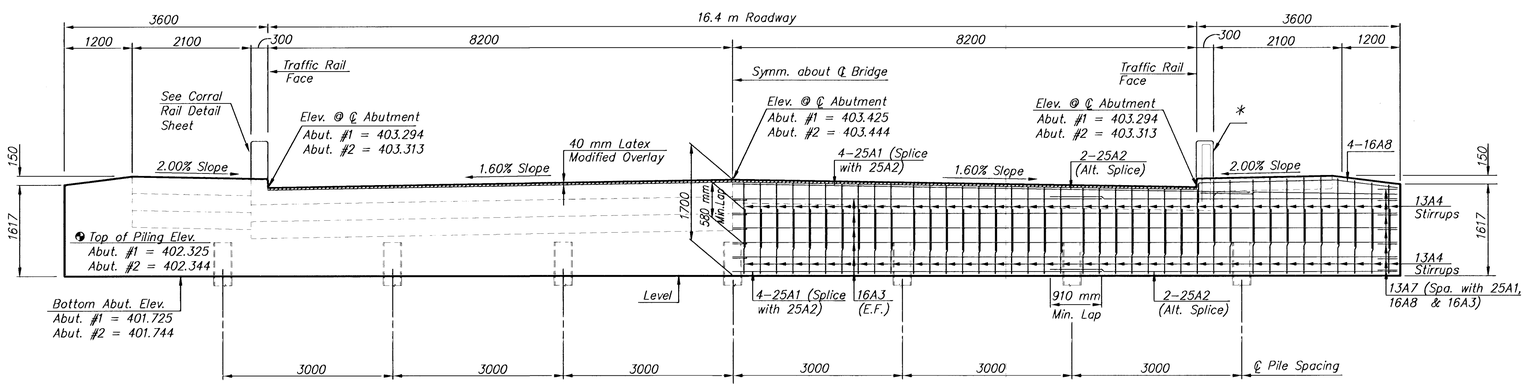

Top of piling elevations are based on 600 mm maximum embedment.

* Adjust stirrup to avoid conflict with rail bars.

ELEVATION

(Along ℄ Abutment)

ABUTMENT PILE LOADING

	Design	Allowable
Group I Loading	421 kN/Pile	466 kN/Pile

SRB 924 NORTH MAIN WICHITA, KANSAS 67203 316-264-8008 FAX 264-4621

SAVOY, RUGGLES & BOHM, P. A.
ENGINEERING & SURVEYING

MKEC ENGINEERING CONSULTANTS
411 N. WEBB ROAD
WICHITA, KS. 67206
316-684-9600

MAPLE STREET BRIDGE (OVER CALFSKIN CREEK)
PROJECT NAME

ABUTMENT DETAILS
SHEET TITLE

MDK	DPG	KJS
DESIGN BY:	DRAWN BY:	CHECKED BY:
MAY 2001	00142ABU	31 / 127
DATE	DRAWING NAME	SHEET / OF

H:\CIVIL\00142\BRIDGE\00142ABU.DWG Wed Oct 03 10:31:31 2001