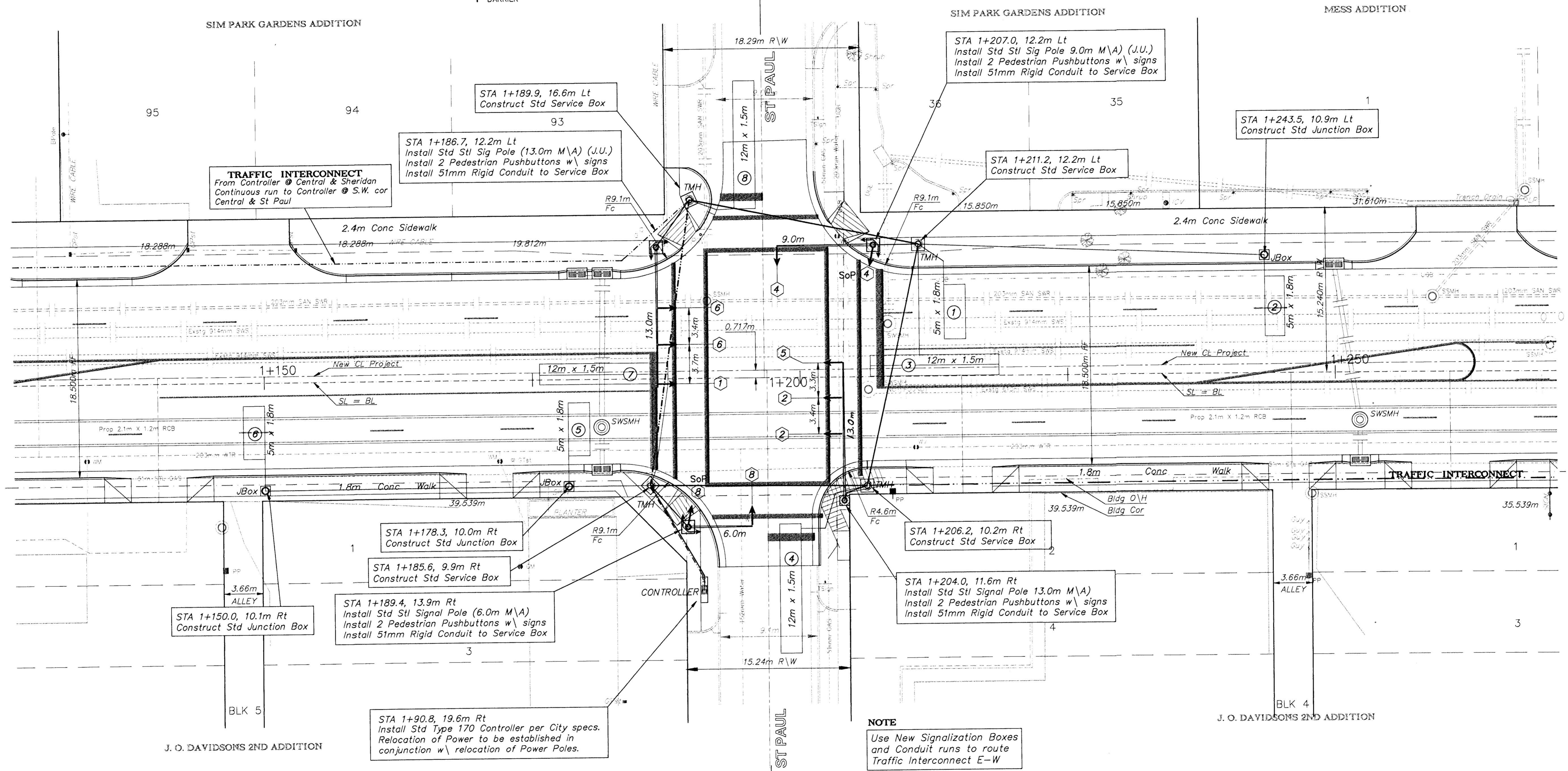
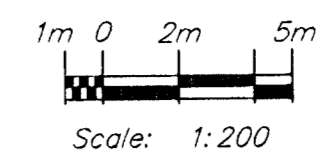
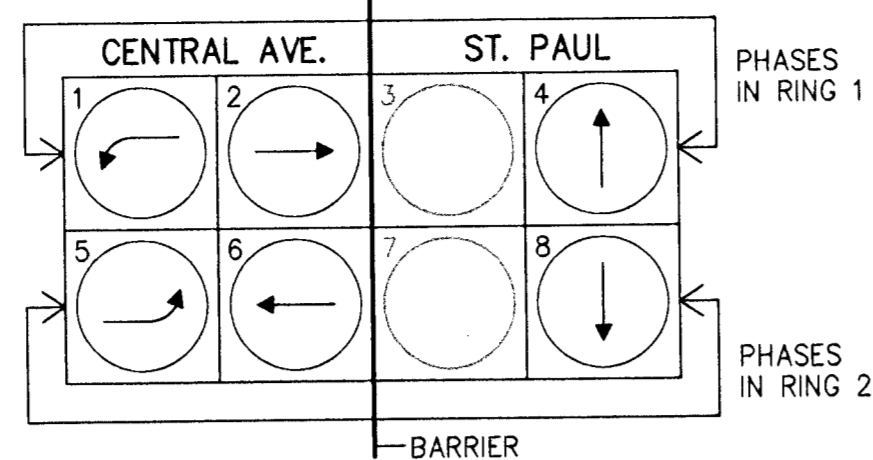


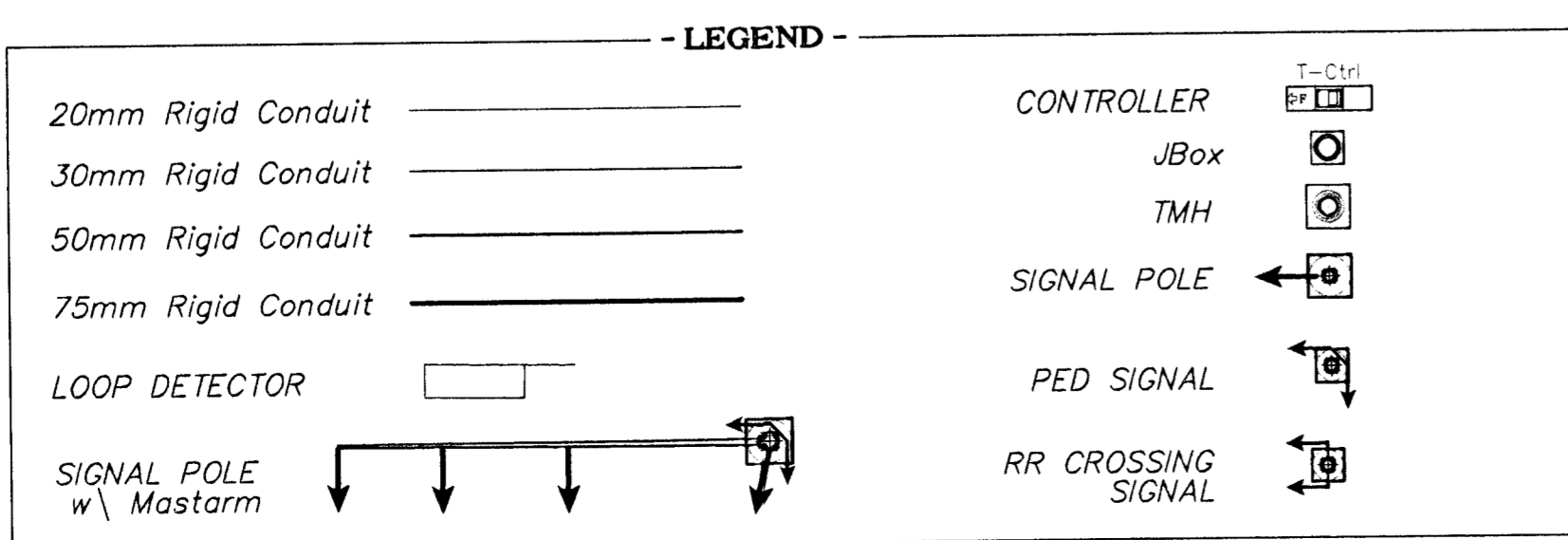
**LOOP DETECTOR CHART**

LOOP No.	SIZE (METERS)	NUMBER OF TURNS	SETTING	MOVEMENT CALLED
1	2.0m x 5.0m	4	PULSE	Ø6
2	2.0m x 5.0m	4	PULSE	Ø6
3	2.0m x 12.0m	3	PRESENCE	Ø1
4	2.0m x 12.0m	2-4-2	PRESENCE	Ø4
5	2.0m x 5.0m	4	PULSE	Ø2
6	2.0m x 5.0m	4	PULSE	Ø2
7	2.0m x 12.0m	2-4-2	PRESENCE	Ø5
8	2.0m x 12.0m	3	PRESENCE	Ø8

**PHASING DIAGRAM**



**NOTE**  
Use New Signalization Boxes and Conduit runs to route Traffic Interconnect E-W



PROJECT NUMBER <b>472 - 82906</b>		PROJ NUMBER 95 05 E028	
DESIGN STAFF	DRAWN STAFF	APPROVED JFB	DATE NOV 98
		SCALE	NOTED

DIRECTOR  
CENTZOO  
SHEET NAME  
SIG02R

**CAPITAL IMPROVEMENT PROJECT**  
**Signalization Plan**  
CENTRAL AVE @ ST PAUL

**BAUGHMAN COMPANY P. A.**  
ENGINEERING, SURVEYING, & PLANNING  
316-262-7271 • 315 ELLIS • WICHITA, KANSAS 67211

