







MATERIALS PALETTE

Contractor to coordinated with Mathew Paints to select the appropriate color match. Contractor shall be responsible for supplying samples for all colors and materials within the palette to the client for approval.

				
(W) White	(Gr) Gray	(G) Green	(WR) White - Reflective	(S) Sliver
Color: White	Color match: C66, M60, Y63, K50	Color match: C85, M60, Y2, K0	White	4134SP Brushed Aluminum LRV 68.2
Materials: Mathews Paint	Mathews Paint	Mathews Paint	3M 3930 High Intensity Retroreflective	Mathews Paint
Process: Surface painted, with Mathews Polyurethane Clear Coat (UV protectant and Graffiti resistant)	Surface painted, with Mathews Polyurethane Clear Coat (UV protectant and Graffiti resistant)	Surface painted, with Mathews Polyurethane Clear Coat (UV protectant and Graffiti resistant)		Surface painted, with Mathews Polyurethane Clear Coat (UV protectant and Graffiti resistant)



GENERAL NOTES:


- Shop drawings by the fabricator must be submitted for approval, prior to proceeding with fabrication for each sign face and footing details.
- The quality of fit and finish on the final product must meet or exceed the requirements of these documents. Any variations to design, materials, or fabrication methods must be approved by the Project Owner or Representative.
- Welds: All welds shall be ground smooth, paint all seams.
- Hardware: All fastening points to be prep and pre-drilled before attaching hardware. All exposed hardware shall be tamper proof fasteners.
- All exposed edges painted to match adjacent face.
- Colors shown are for reference only and are subject to the limitations of the printing process. Refer to referenced color systems contained within these drawings for actual specifications.
- Scaled examples shown are for reference only, and do not necessarily reflect actual site conditions. Detailed site surveys or in field verification by Project Owner is required prior to fabrication and installation.
- Messages shown in drawings are for general reference only. Refer to message schedules for actual required messages.

TYPOGRAPHY


Fabricator is responsible for acquiring project related fonts.

Highway Gothic	Aa Bb Cc Dd Ee Ff Gg Hh Ii Jj Kk Ll Mm Nn Oo Pp Qq Rr Ss Tt Uu Vv Ww Xx Yy Zz 1234567890
Highway Gothic Wide	Aa Bb Cc Dd Ee Ff Gg Hh Ii Jj Kk Ll Mm Nn Oo Pp Qq Rr Ss Tt Uu Vv Ww Xx Yy Zz 1234567890

LOGO, OBJECT MARKERS, AND ICONS



The Greater Wichita Path Network symbol
(black mask is not part of design and only used for legibility)



City of Wichita, Kansas symbol
(black mask is not part of design and only used for legibility)


Notes:
Fabricator to provide material color swatches to project owner for approval prior to fabrication.

Contractor is responsible for matching all colors and materials as specified and are required to provide color and material sample to the Project Owner for approval.


All painted surfaces to receive UV and Anti-Graffiti coating. All retroreflective material to receive UV/Anti-Graffiti overlaminate, or owner approved equal.

No substitute typefaces will be accepted. Set kerning tracks to visually approximate sign drawings. Kerning shown may vary from exact kerning used to create sign drawings. Refer to specific applications for type sizes and leading requirements.


All on-street signs shall follow current MUTCD Standards, including typeface, size, arrows, and symbology.



On-Street Typical Arrow
(Standard MUTCD)



On-Street Sign Symbology Samples
(Standard MUTCD)



On-Street Health Clinic and Healthy Food Sign Symbology Samples

DESIGNED:	REVISIONS
REVIEWED:	NO DATE ITEM
DRAWN:	---
PROJECT NO.:	---
SCALE AS SHOWN	---



711 SE Grand Avenue
Portland, Oregon 97211
p:503.230.9862 f:503.230.9862
www.altaplanning.com

KEY NOTES:

All improvements shall occur within public right of way. City to verify and approve final location.
City to field verify location prior to installation.
Contractor to verify exact locations for all underground and overhead utilities prior to installations and avoid all conflicts.
Contractor to stake locations and seek approval from project owner prior to fabrication.

City of Wichita
Master Bicycle Plan
Wichita, Kansas