| FHWA REGION NO. | STATE | PROJECT NO. | FISCAL YEAR | SHEET NO. | TOTAL SHEETS |
|---|---|---|---|---|---|
| 7 | KANSAS | 87 N-0303-01 | 2003 | 46 | 143 |

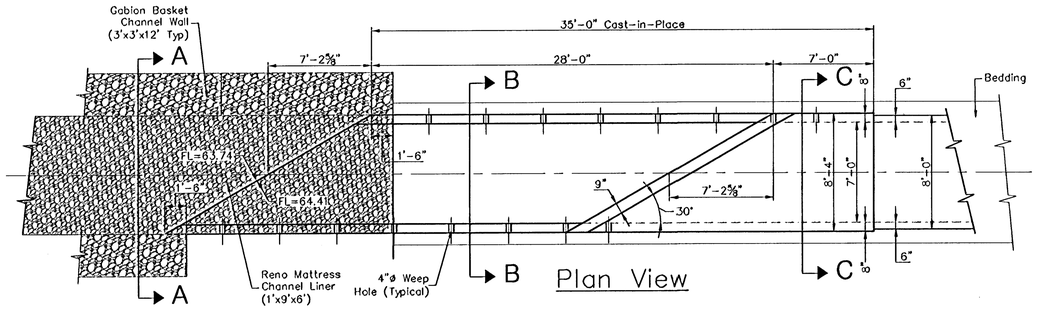


Plan View

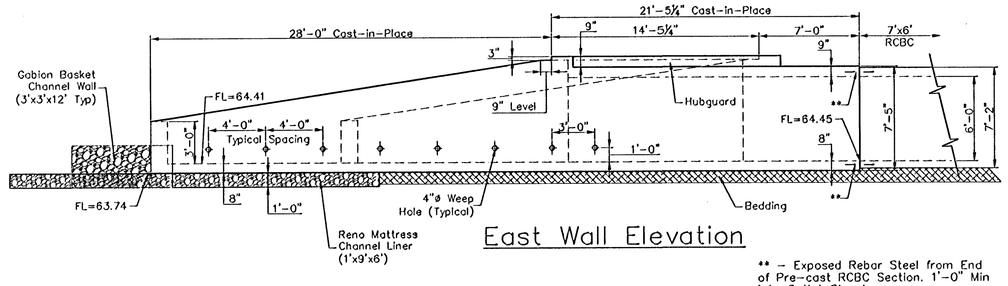


East Wall Elevation

** – Exposed Rebar Steel from End of Pre-cast RCBC Section. 1'-0" Min into Outlet Structure.

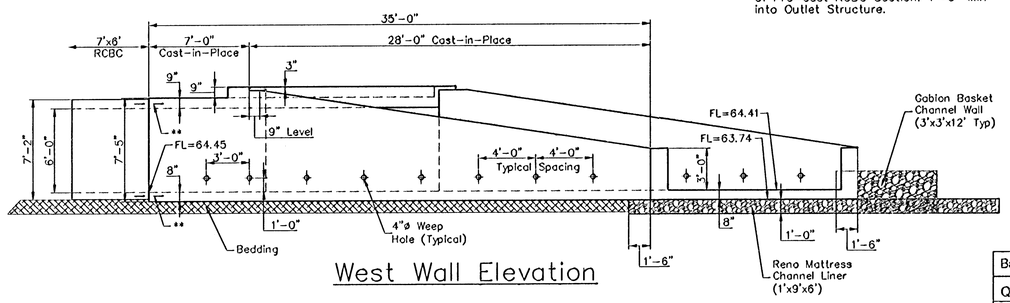


West Wall Elevation

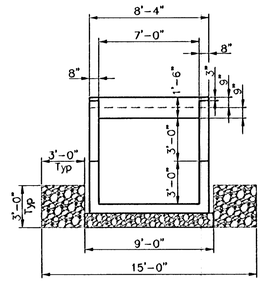


Section A–A

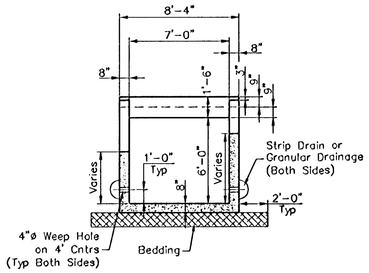


Section B–B

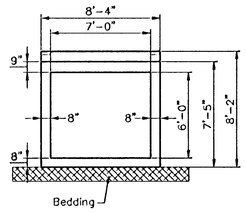


Section C–C

## Bending Diagram

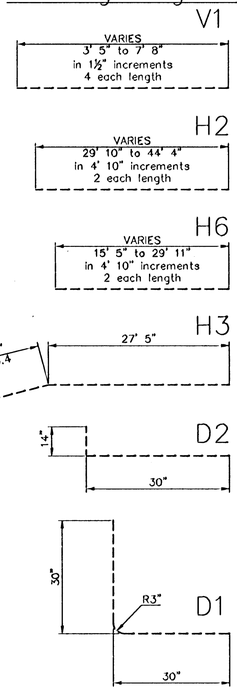


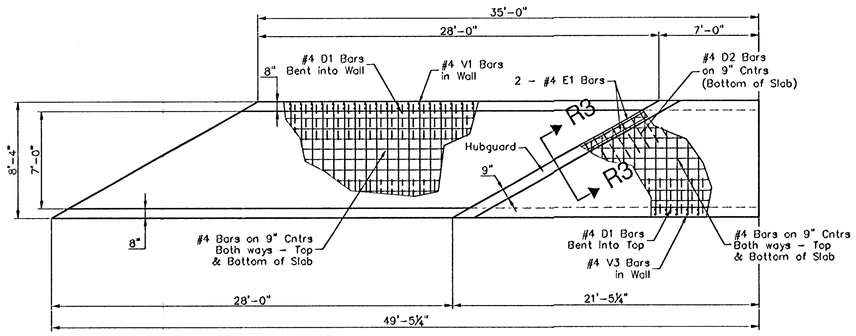


Plan Reinforcement

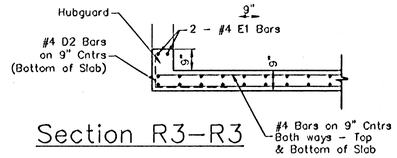


Section R3–R3

| Bar No. | D1 | D2 | E1 | H1 | H2 | H3 | H4 | H5 | H6 | V1 | V2 | V3 |
|---|---|---|---|---|---|---|---|---|---|---|---|---|
| Quant | 255 | 23 | 2 | 8 | 8 | 4 | 4 | 8 | 8 | 144 | 8 | 66 |
| Length | 5'0" | 3'8" | 16'5" | 49'2" | *** | 29'6" | 4'0" | 34'9" | *** | *** | 7'11" | 7'2" |

*** – See Bending Diagram

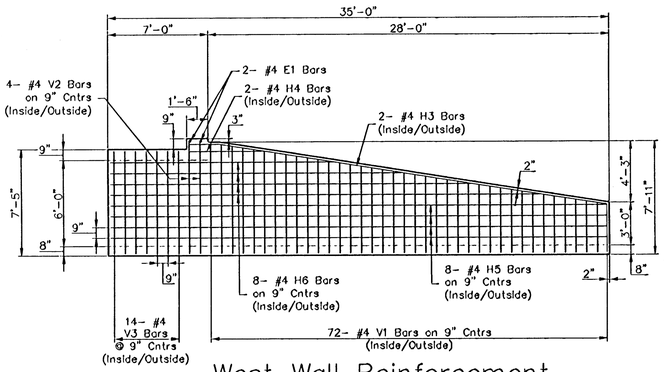


West Wall Reinforcement

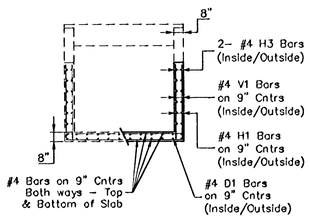


Section R1–R1

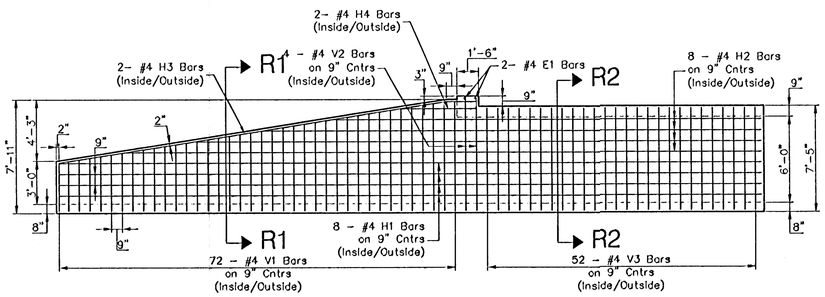


East Wall Reinforcement

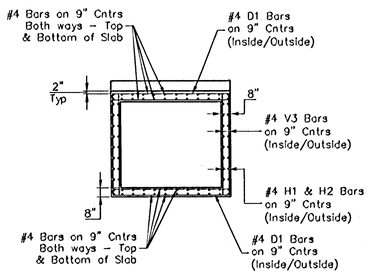


Section R2–R2

| PROJECT NUMBER | | | SHEET NAME | ENGINEERING DIRECTORY | |
|---|---|---|---|---|---|
| 472-83902 | | | OUTFALL | F:\ENG\HYD2\SWS | |
| DESIGN | DRAWN | APPROVED | DATE | SCALE | BAUGHMAN NO |
| | STAFF | | March 04 | NONE | 99-09-E451 |

CAPITAL IMPROVEMENT PROJECT
HYDRAULIC PH2 STORM WATER SEWER OUTFALL STRUCTURE

BAUGHMAN COMPANY, P.A.
ENGINEERING, SURVEYING, & PLANNING
316-262-7271 • 315 ELLIS • WICHITA, KANSAS 67211

SHEET 46 OF 143