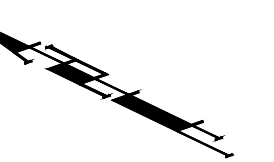
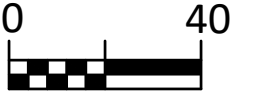
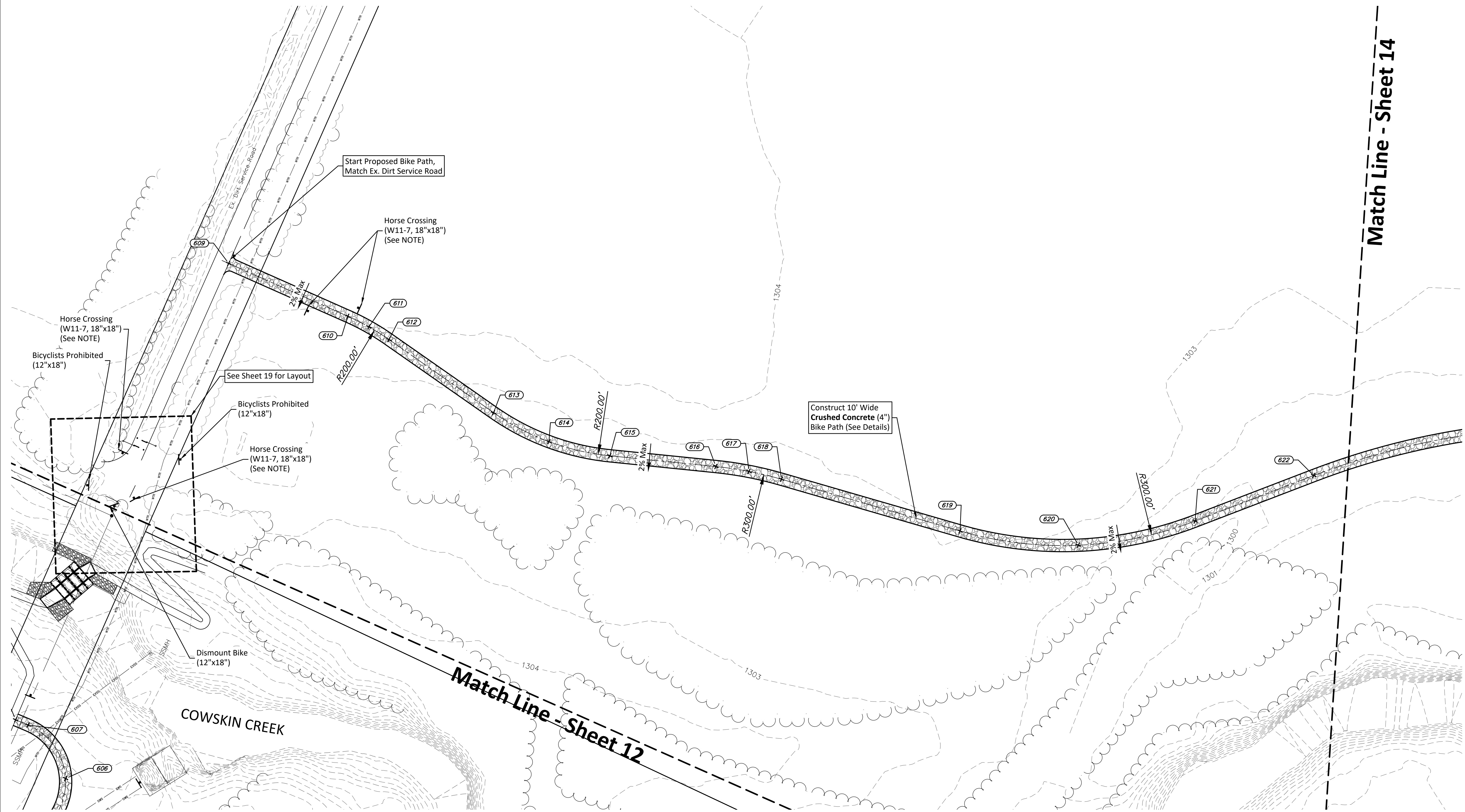


SCALE: 1" = 40'



Match Line - Sheet 14



Start Proposed Bike Path, Match Ex. Dirt Service Road

Horse Crossing (W11-7, 18"x18") (See NOTE)

Horse Crossing (W11-7, 18"x18") (See NOTE)

Bicyclists Prohibited (12"x18")

See Sheet 19 for Layout

Bicyclists Prohibited (12"x18")

Horse Crossing (W11-7, 18"x18") (See NOTE)

Construct 10' Wide Crushed Concrete (4") Bike Path (See Details)

Dismount Bike (12"x18")

COWSKIN CREEK

Match Line - Sheet 12

POINT TABLE

POINT #	RAW DESCRIPTION	NORTHING	EASTING	ELEVATION
609	crush conc	1672271.1190	1615716.5425	1303.65
610	crush conc	1672165.2821	1615719.8017	1303.53
611	crush conc	1672146.0350	1615719.4675	1303.37
612	crush conc	1672126.9092	1615717.2845	1303.17
613	crush conc	1672024.5820	1615700.5831	1302.10
614	crush conc	1671973.8066	1615698.8341	1301.71
615	crush conc	1671924.2288	1615709.9354	1301.63
616	crush conc	1671842.7900	1615739.4454	1301.77


POINT #	RAW DESCRIPTION	NORTHING	EASTING	ELEVATION
617	crush conc	1671816.8544	1615747.5349	1301.81
618	crush conc	1671790.2934	1615753.2449	1301.91
619	crush conc	1671641.3501	1615778.2696	1302.32
620	crush conc	1671549.6518	1615809.5395	1301.80
621	crush conc	1671472.7012	1615868.4037	1300.59
622	crush conc	1671401.9187	1615943.5344	1300.01

NOTE: All Horse Crossing Signage Shown are Based on Preliminary Horse Trail Routes. Contractor to Finalize Horse Crossing Locations with the Parks Department Prior to Installation.

NOTE: Proposed Path to be Constructed Flush w/ Existing Surface Unless Otherwise Noted on Plans (Flume Grades). Path Cross Slope to Match Existing Runoff Direction as Shown on Plans and at 2% Max.

PAVING QUANTITIES PER SHEET

BID	PAVEMENT TYPE	QUANTITIES
BASE	Crushed Concrete Path (4")	9,707.39 sf



W11-7  
18" X 18"



12" X 18"



12" X 18"

BAUGHMAN COMPANY  
315 Ellis St. Wichita, KS 67211 316-262-7271  
BaughmanCo.com

CAPITAL IMPROVEMENT PROJECT  
BIKE PATH  
LAYOUT PLAN  
PAWNEE PRAIRIE PARK IMPROVEMENTS

PROJECT NUMBER: 436632  
INTERNAL NUMBER: 17-11-E865  
DESIGN: LP  
DRAWN: LP  
DATE: JUL, 2018  
SHEET  
OF 13  
23