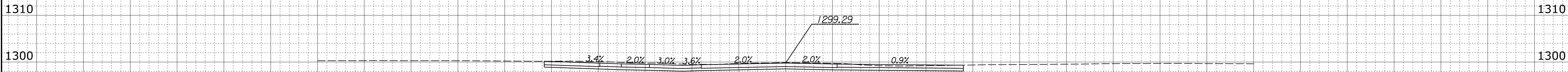


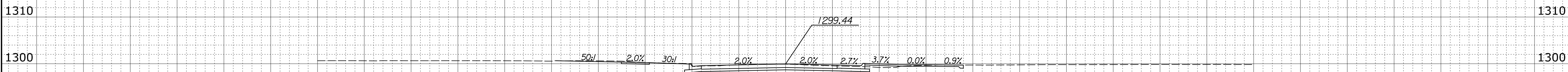
100 90 80 70 60 50 40 30 20 10 0 10 20 30 40 50 60 70 80 90 100

STATE	PROJECT NO.	YEAR	SHEET NO.	TOTAL SHEETS
KANSAS	472-85284	2018	93	103



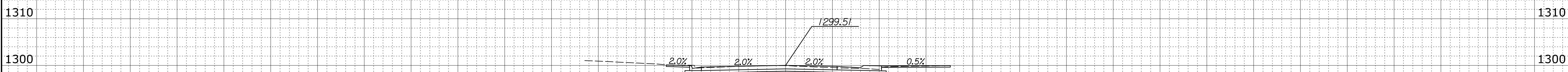
C = 81.77 S.F. F = 0.00 S.F.

15+16.50



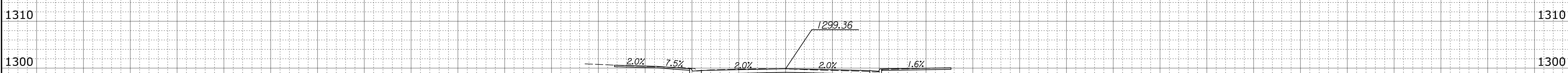
C = 31.31 S.F. F = 0.36 S.F.

15+00.00



C = 29.92 S.F. F = 0.00 S.F.

14+75.00



C = 35.11 S.F. F = 0.00 S.F.

14+50.00

2nd Street Improvements
14+50.00 to 15+16.50

Plotted B:\road Plotted:7/11/2018
File x:\transystems\pw_local\transyscorp-pw\taumel\d0494377\C-RDW-M02-801.dgn

100 90 80 70 60 50 40 30 20 10 0 10 20 30 40 50 60 70 80 90 100