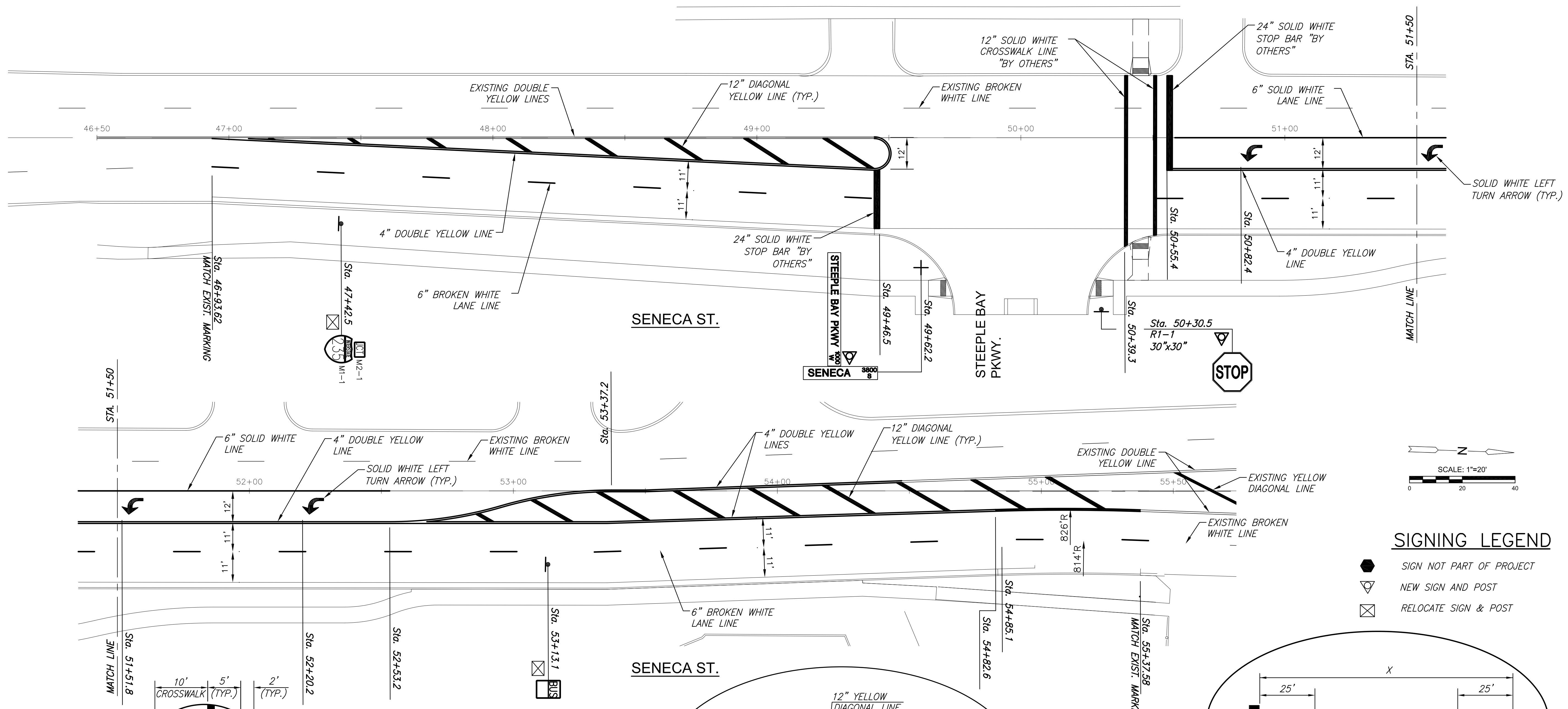





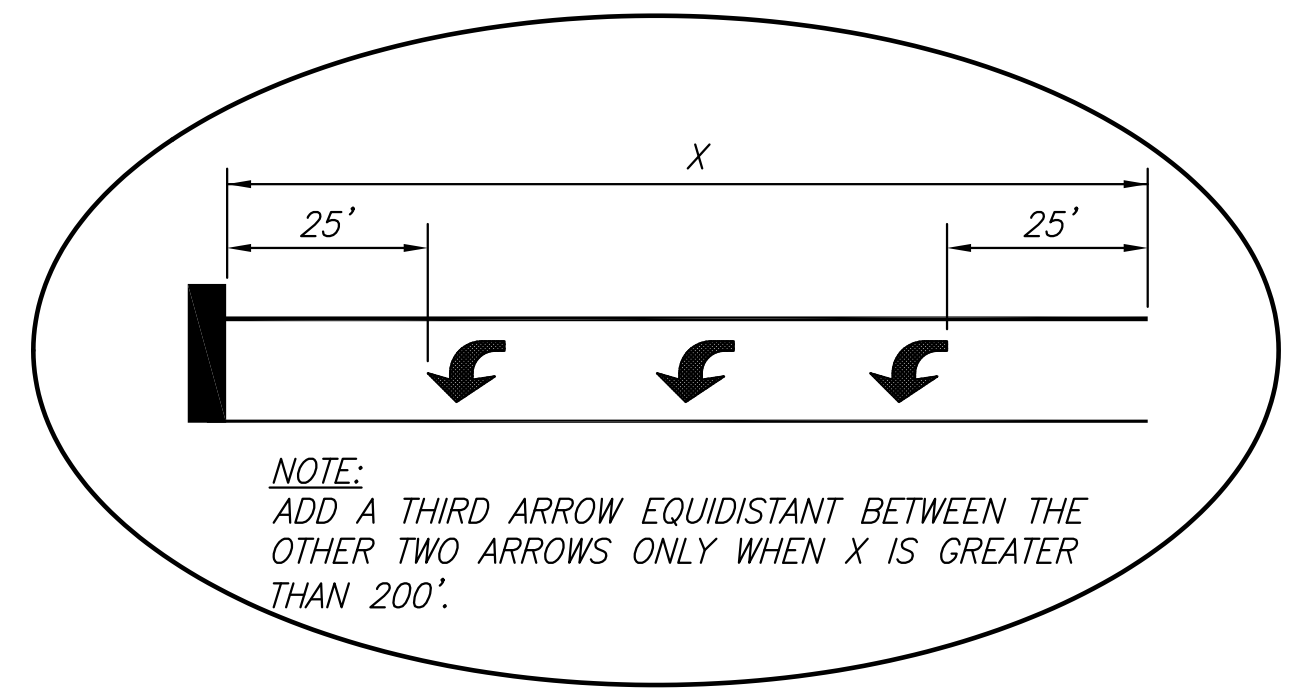
J:\PROJECTS\2017\1701010143_LANES_STEEPLE BAY_1743_CADD\SHOTS\06_CIVIL\SENECA STREET IMPROVEMENTS\1743_SENECA_EMO1.DWG
 PLOTTED: Friday, December 28, 2018 @ 10:22AM

SENECA STREET IMPROVEMENTS FOR
STEEPLE BAY ADDITION
 WICHITA, KANSAS

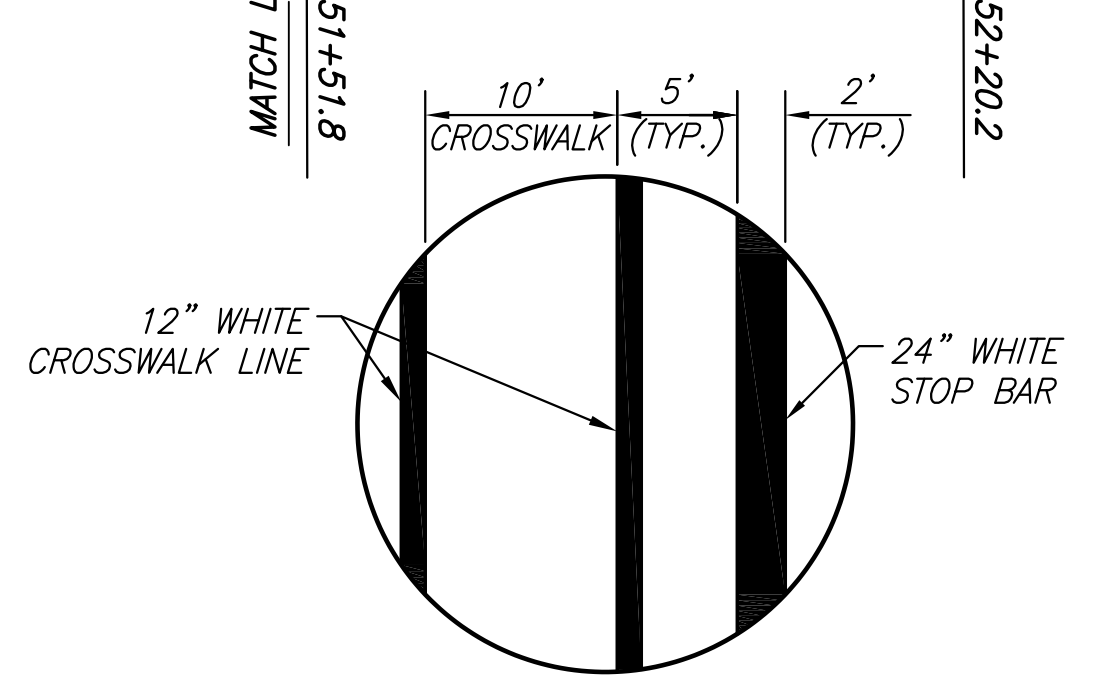


SIGNING LEGEND

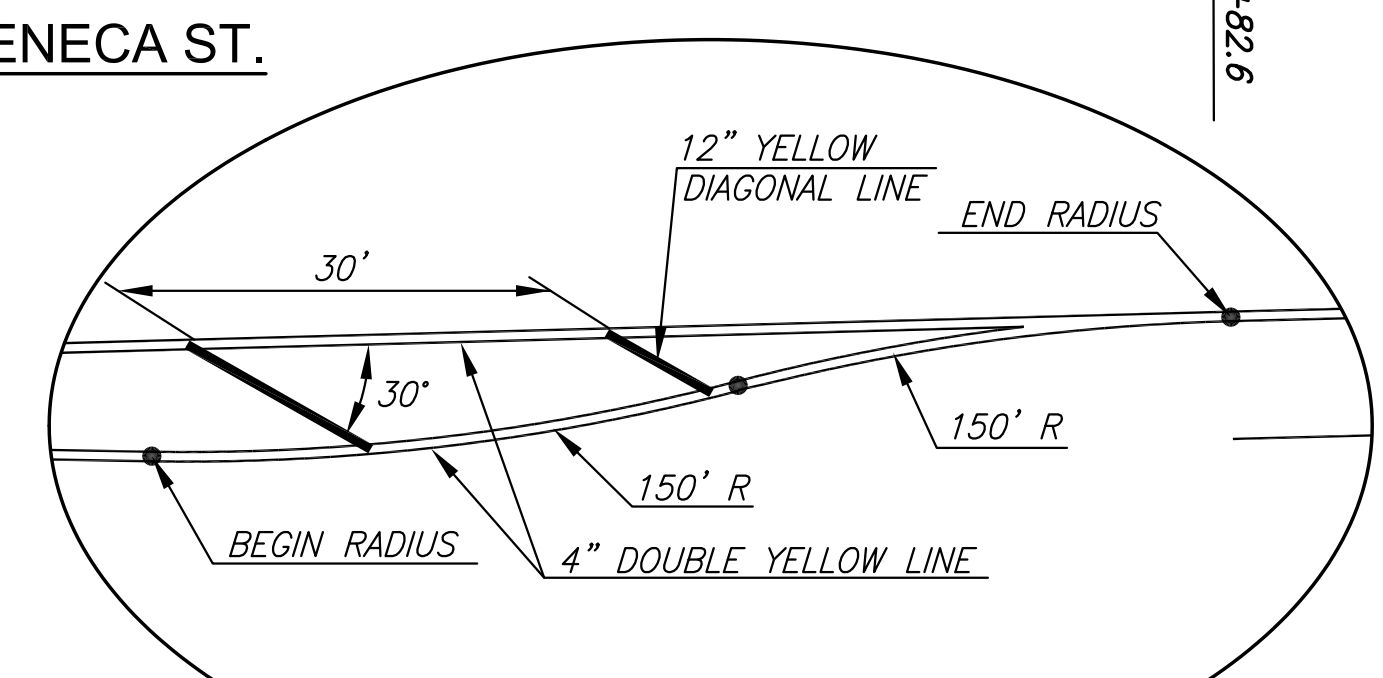
-  SIGN NOT PART OF PROJECT
-  NEW SIGN AND POST
-  RELOCATE SIGN & POST



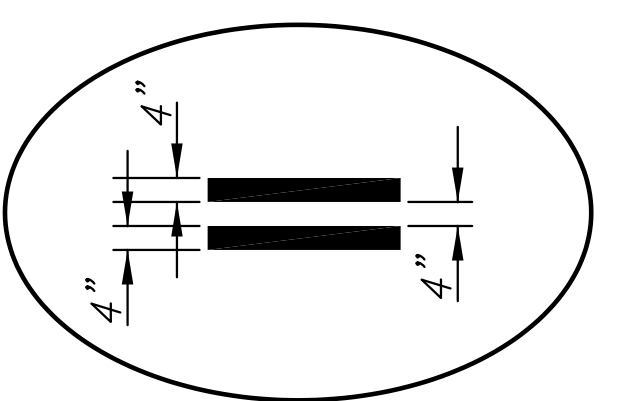
ARROW SPACING DETAIL



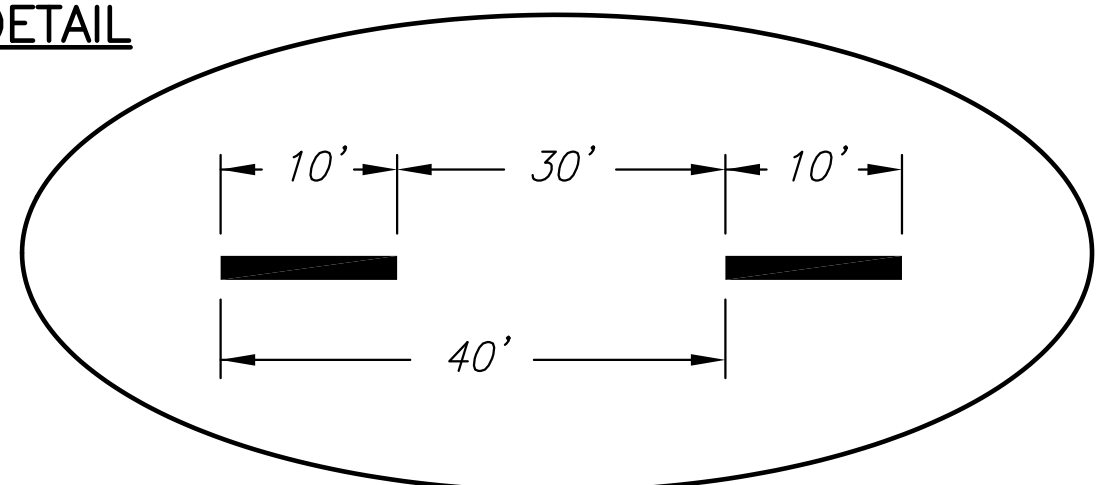
TYPICAL CROSSWALK DETAIL



TYPICAL TRANSITION LANE



TYPICAL SPACING FOR 4" DOUBLE YELLOW LINE



TYPICAL SPACING FOR 6" BROKEN WHITE LANE LINES AND 4" BROKEN YELLOW LINES

PAVEMENT MARKINGS - ALL PAVEMENT MARKINGS SHALL BE EPOXY, UNLESS OTHERWISE APPROVED BY THE ENGINEER. PAVEMENT MARKINGS SHALL BE INSTALLED PER MANUFACTURER'S RECOMMENDATIONS AND SHALL MEET KDOT'S 2015 EDITION OF THE STANDARD SPECIFICATION SECTION 806. FULL TRAFFIC MAY NOT BE RESTORED (AND SUBSTANTIAL PROJECT COMPLETION ACHIEVED) UNTIL ALL PAVEMENT MARKINGS ARE IN PLACE. SHOULD CONSTRUCTION TIMING BE SUCH THAT RESTORATION OF TRAFFIC BECOMES NECESSARY DURING TEMPERATURES PROHIBITING THE INSTALLATION OF PERMANENT MARKINGS, THE CONTRACTOR SHALL INSTALL AND MAINTAIN TEMPORARY MARKINGS UNTIL SUCH TIME THAT PERMANENT MARKINGS MAY BE PROPERLY INSTALLED. EXCEPT FOR THE MATERIAL REQUIREMENT, TEMPORARY PAVEMENT MARKINGS SHALL BE PLACED EQUIVALENT, IN EVERY MANNER (I.E. DIMENSION, FREQUENCY, SPACING, ETC.), TO THE PERMANENT MARKING LAYOUT. THE COST FOR TEMPORARY PAVEMENT MARKINGS WILL NOT BE PAID FOR DIRECTLY, BUT SHALL BE CONSIDERED SUBSIDIARY TO THE BID ITEM "TRAFFIC CONTROL".

NOTE: EXISTING PAVEMENT MARKINGS REMOVED FOR TEMPORARY TRAFFIC CONTROL PURPOSES SHALL BE REPLACED, IN-KIND. QUANTITIES FOR THIS ARE REFLECTED IN THE SUMMARY OF QUANTITIES.

SUMMARY OF QUANTITIES (BY OTHERS)		
ITEMS	QUANTITY	UNIT
PAVEMENT MARKING (WHITE)(12")	125	L.F.
PAVEMENT MARKING (WHITE)(24")	71	L.F.

SUMMARY OF QUANTITIES (FOR INFORMATION ONLY)		
ITEMS	QUANTITY	UNIT
PAVEMENT MARKING (WHITE)(6")	495	L.F.
PAVEMENT MARKING (YELLOW)(4")	1,810	L.F.
PAVEMENT MARKING (YELLOW)(12")	262	L.F.
PAVEMENT MARKING SYMBOL (LEFT TURN)	3	EACH

RECAPITULATION OF QUANTITIES		
BID ITEM	QUANTITY	UNIT
PAVEMENT MARKING	LUMP SUM	L.S.

©2018 MKEC Engineering All Rights Reserved www.mkec.com
 These drawings and their contents, including, but not limited to, all concepts, designs, & ideas are the exclusive property of MKEC Engineering (MKEC), and may not be used or reproduced in any way without the express consent of MKEC.

PAVEMENT MARKING AND SIGNING PLAN

PROJECT NO.	472-85451	
DATE	1/02/19	
SCALE	1"=20'	
DESIGNED	DRAWN	CHECKED
JRA	RAM	JRA

NO.	REVISION	DATE