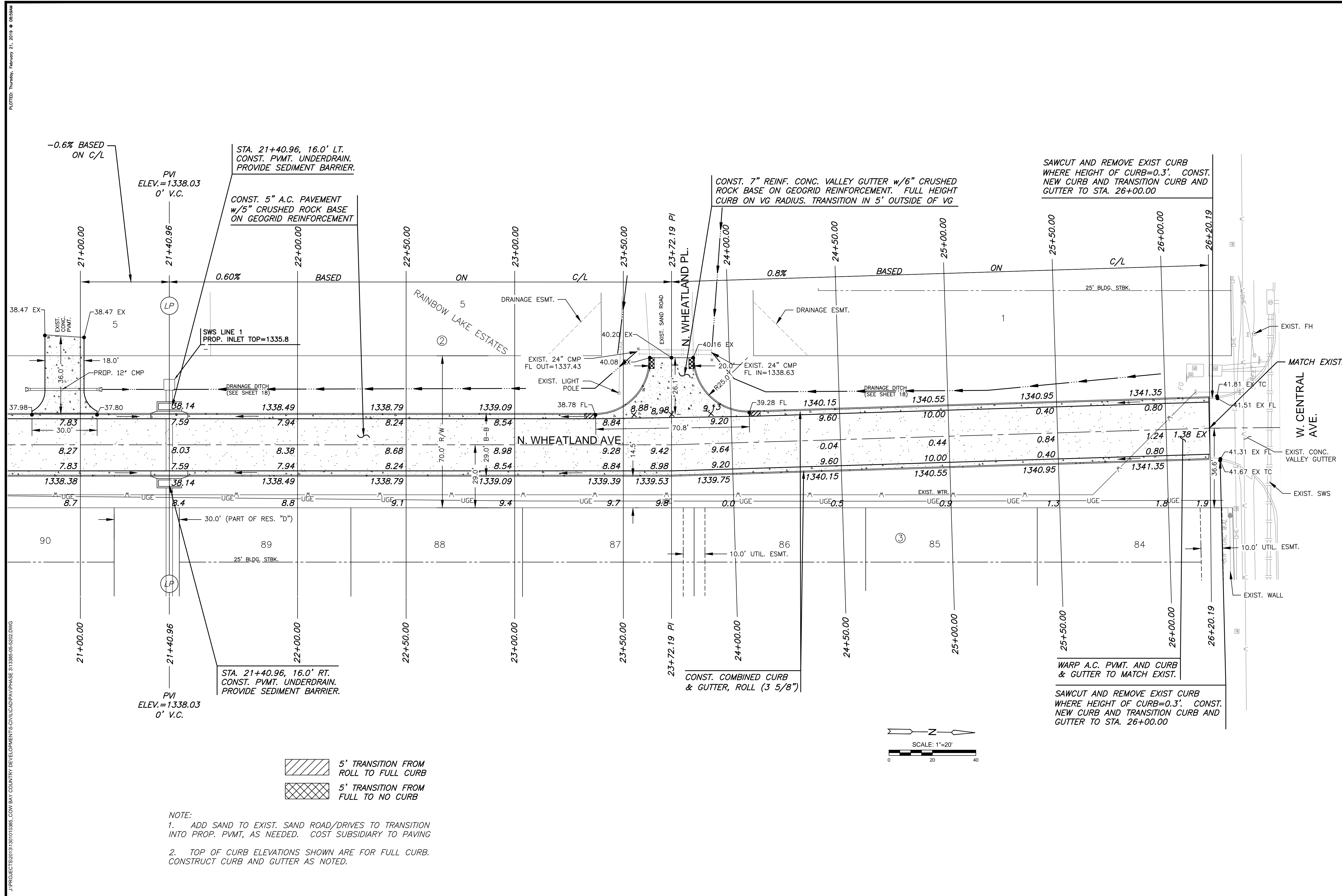

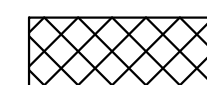
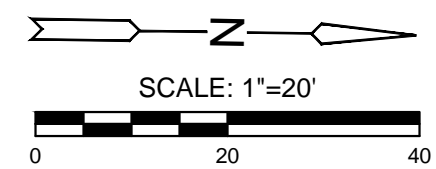


PAVING & INCIDENTAL DRAINAGE FOR
BAY COUNTRY (PHASE 3)
WHICHITA, KANSAS



-  5' TRANSITION FROM ROLL TO FULL CURB
-  5' TRANSITION FROM FULL TO NO CURB

NOTE:
1. ADD SAND TO EXIST. SAND ROAD/DRIVES TO TRANSITION INTO PROP. PVMT, AS NEEDED. COST SUBSIDIARY TO PAVING
2. TOP OF CURB ELEVATIONS SHOWN ARE FOR FULL CURB. CONSTRUCT CURB AND GUTTER AS NOTED.



©2019 MKEC Engineering All Rights Reserved www.mkec.com
These drawings and their contents, including, but not limited to, all concepts, designs, & ideas are the exclusive property of MKEC Engineering (MKEC), and may not be used or reproduced in any way without the express consent of MKEC.

PLAN SHEET 3

PROJECT NO.	472-85506
DATE	FEB. 2019
SCALE	1"=20'
DESIGNED	GJA
DRAWN	CRM
CHECKED	MAB

1	PLAN REVISION	02-20-19
0	IFC	02-13-19
NO.	REVISION	DATE