PROJECT NO.	SHEET NO.	TOTAL SHEETS
472-83376	20	50

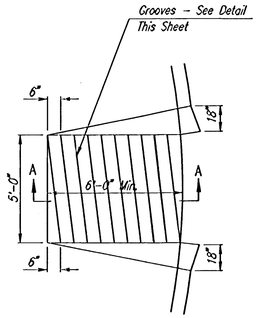

WHEELCHAIR RAMP DETAIL

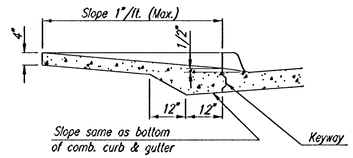

SECTION A-A

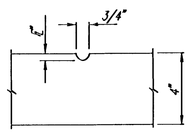

GROOVE DETAIL

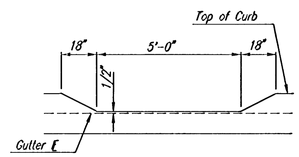

DEPRESSED CURB DETAIL

TYPICAL WHEELCHAIR RAMP DETAILS

6"x12" W4xW4 WIRE FABRIC REINFORCING SHALL BE PLACED SUCH THAT THE WIRES WITH THE 6" SPACING WILL RUN PARALLEL WITH THE LONGITUDINAL JOINT.

SEE SHEET NO. 18 FOR JOINT DETAILS.

SEE SHEET NO. 21 FOR ADDITIONAL DRIVE CONSTRUCTION DETAILS.

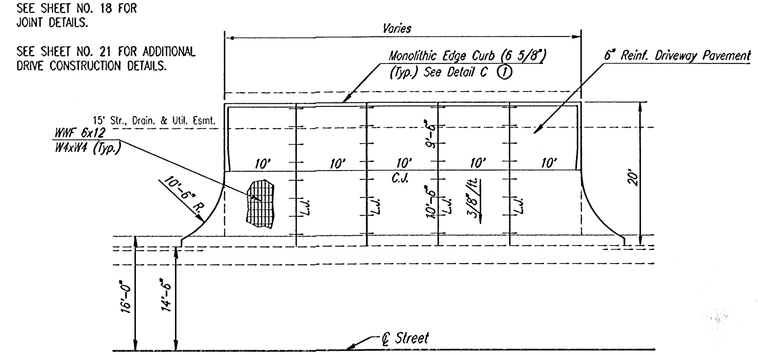

DRIVEWAY DETAILS

① MONOLITHIC EDGE CURB SHALL BE SUBSIDIARY TO "6" DRIVEWAY CONCRETE PAVEMENT".

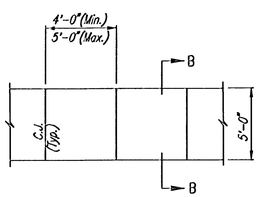

PLAN

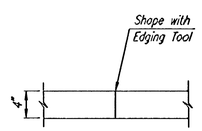

CONSTRUCTION JOINT

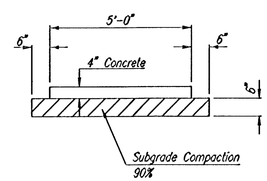

TYPICAL SIDEWALK SECTION

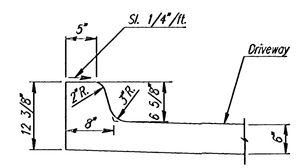

DETAIL C
(6 5/8")

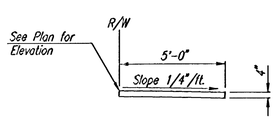

SECTION B-B

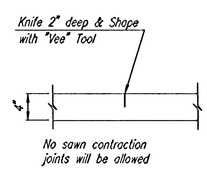

CONTRACTION JOINT

4" WALK DETAILS

SIDEWALK NOTES

1. THE SIDEWALK ALIGNMENT AS SHOWN IS APPROX. ONLY. THE FINAL ALIGNMENT SHALL BE APPROVED BY THE OWNER.
2. THE CONTRACTOR SHALL NOT START SIDEWALK CONSTRUCTION UNTIL THE OWNER HAS COMPLETED ALL OF THE PROPOSED EARTH BERMS, MOUNDS, ETC.
3. THE CONTRACTOR SHALL COMPACT 6" SUBGRADE UNDER ALL SIDEWALKS AS DETAILED ON THIS SHEET. ALL SIDEWALK COMPACTION SHALL BE CONSIDERED SUBSIDIARY TO "4" SIDEWALK CONCRETE PAVEMENT".

RECORD DRAWING
04 NOV 03

REMINGTON PLACE - PHASE 2

MISCELLANEOUS PAVING DETAILS

Professional Engineering Consultants, P.A.
303 S. TOPEKA • WICHITA, KANSAS 67202
316-262-2691 • FAX 316-262-3003

Designed by	BER	Checked by	
Drawn by	DEP	Date DEC., 2002	Job No. 02398

DSNR: DEP OPER: DEP SCALE: 1=10.00
Q:\2002\02398\000\MISCDTL1 12-03-2002 03:10:48 pm