PROJECT NO.	SHEET NO.	TOTAL SHEETS
472-83376	21	50

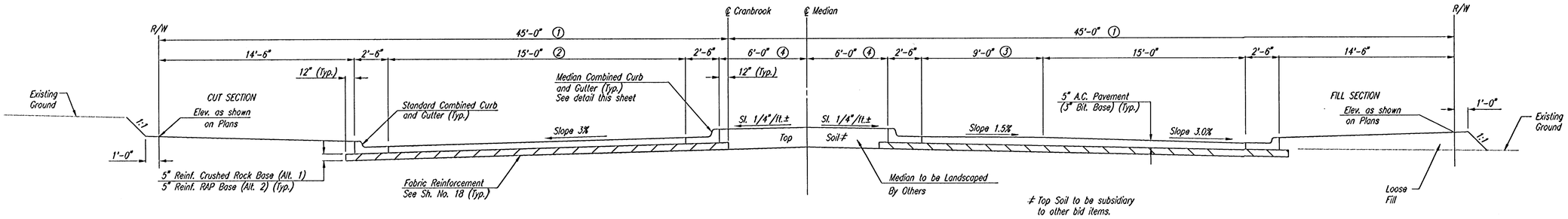

TYPICAL SECTION

Sta. 56+90.37 to Sta. 58+75.85

① Varies from 32'-0" at Sta. 56+90.37 to 45'-0" at Sta. 57+73.60♦ See Plan

② Varies from 15'-0" at Sta. 57+04.84 to 28'-0" at Sta. 58+06.64♦ See Plan

③ Varies from 0'-0" at Sta. 57+04.84 to 13'-0" at Sta. 58+06.64♦ See Plan

④ No Median Sta. 57+04.84 to Sta. 58+06.64♦ See Plan

♦ LEFT FACE OF CURB STATION

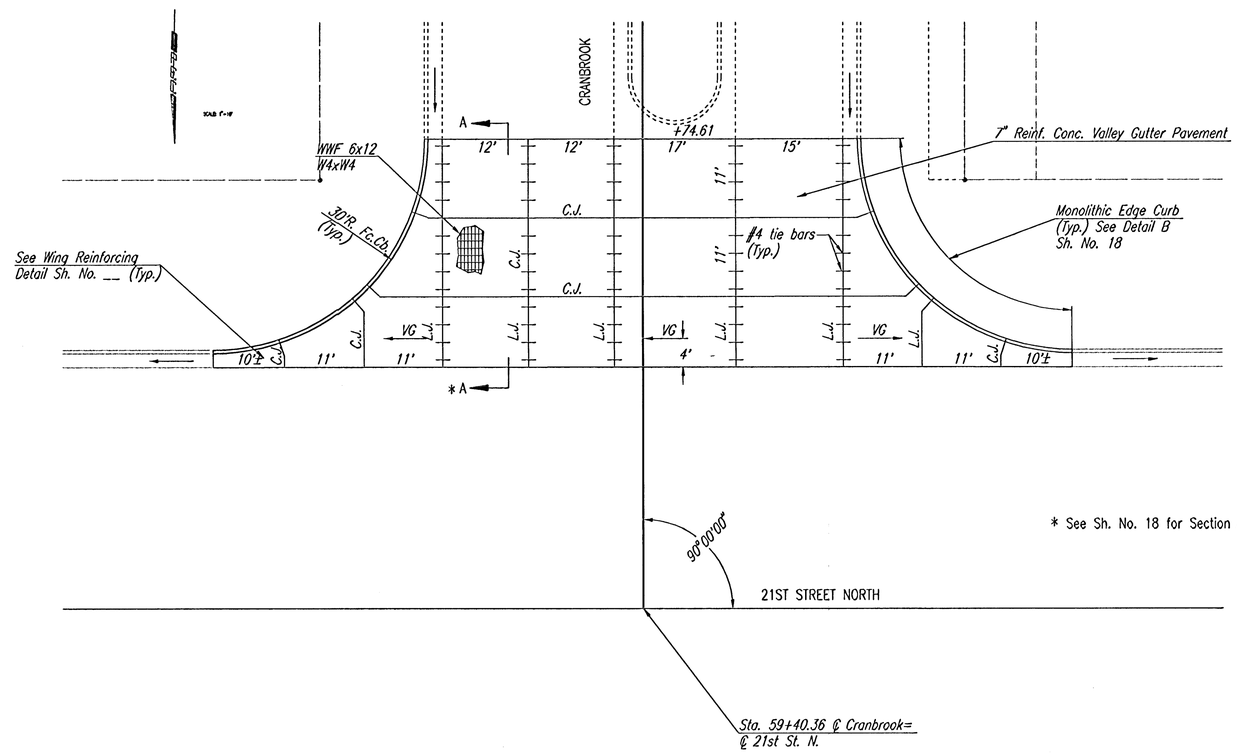

* See Sh. No. 18 for Section A-A

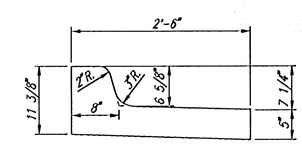

MEDIAN COMBINED CURB & GUTTER
(6 5/8")

RECORD DRAWING
24 NOV 03

REMINGTON PLACE - PHASE 2

CRANBROOK ENTRANCE
TYPICAL SECTION AND
VALLEY GUTTER PLAN

Professional Engineering Consultants, P.A.
303 S. TOPEKA • WICHITA, KANSAS 67202
316-262-2691 • FAX 316-262-3003

Designed by	BER	Checked by	
Drawn by	DEP	Date DEC., 2002	Job No. 02398

DSNR: SAD OPER: DEP SCALE: 1=10.00
Q:\2002\02398\000\ENTDTL 12-03-2002 03:10:14 pm