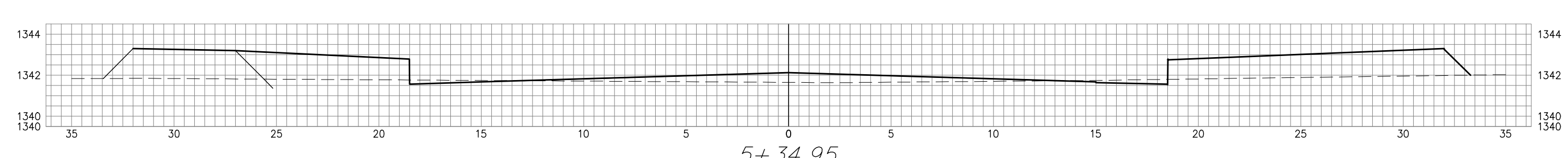
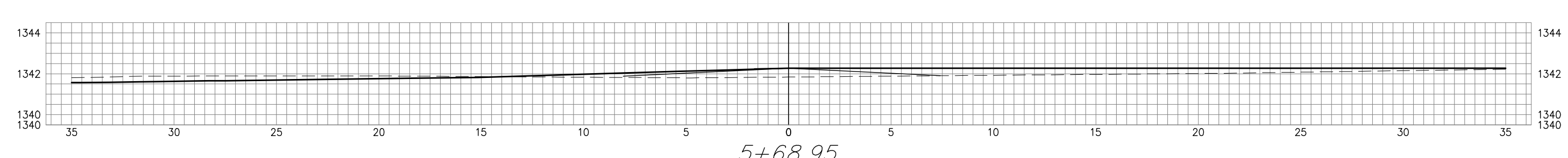
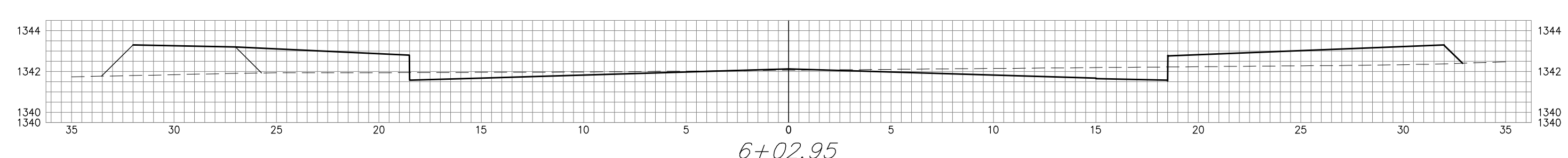
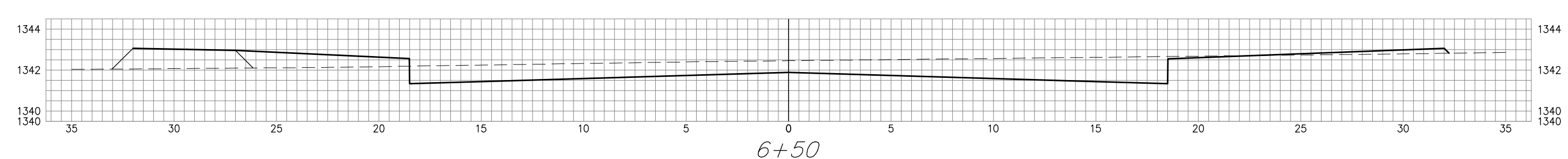
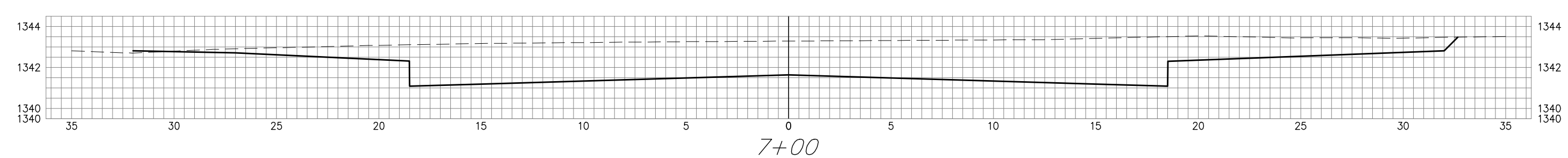
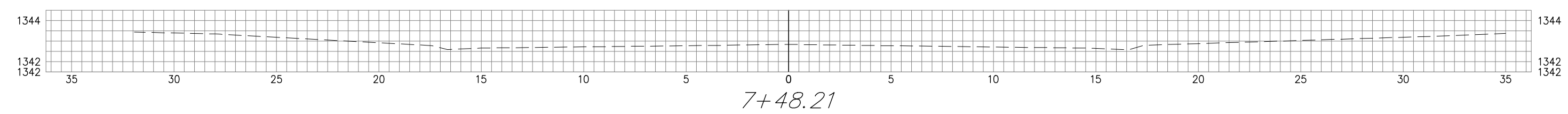


Funston CY Excavation (unadjusted)				Funston CY Compacted Fill (unadjusted)				Funston CY Loose Fill (unadjusted)			
Station	Area	Volume	Total	Station	Area	Volume	Total	Station	Area	Volume	Total
1+92.98	0.50	0.00	0.00	1+92.98	25.60	0.00	0.00	1+92.98	28.75	0.00	0.00
2+00	1.31	0.24	0.24	2+00	19.63	5.88	5.88	2+00	27.13	7.26	7.26
2+50	13.63	13.42	13.65	2+50	8.93	31.28	37.16	2+50	15.73	38.60	45.86
2+82.73	14.84	16.73	30.39	2+82.73	8.67	13.83	50.98	2+82.73	15.30	18.60	64.46
3+07.81	7.79	10.04	40.42	3+07.81	0.24	5.33	56.32	3+07.81	10.48	11.02	75.48
3+32.89	3.41	4.74	45.17	3+32.89	14.36	8.41	64.73	3+32.89	23.51	14.66	90.14
3+50	2.36	1.57	46.74	3+50	16.90	12.24	76.96	3+50	24.61	14.79	104.92
4+00	1.52	3.40	50.13	4+00	20.65	37.49	114.45	4+00	26.09	46.23	151.15
4+50	2.70	3.91	54.04	4+50	12.16	30.37	144.82	4+50	24.29	46.64	197.79
5+00	3.26	5.52	59.56	5+00	10.61	21.08	165.90	5+00	22.78	43.58	241.37
5+34.95	1.23	2.90	62.46	5+34.95	15.35	16.80	182.71	5+34.95	25.34	31.14	272.51
5+68.95	3.71	3.11	65.57	5+68.95	3.71	12.01	194.71	5+68.95	8.99	21.62	294.13
6+02.95	8.15	7.47	73.04	6+02.95	9.15	8.10	202.81	6+02.95	18.77	17.48	311.61
6+50	30.96	34.08	107.12	6+50	5.60	12.86	215.67	6+50	6.21	21.77	333.38
7+00	88.28	110.41	217.53	7+00	0.00	5.19	220.86	7+00	0.10	5.84	339.22
7+48.21	0.00	78.82	296.35	7+48.21	0.00	0.00	220.86	7+48.21	0.00	0.09	339.31



FUNSTON

Baughman Company, P.A. 315 Ellis St. Wichita, KS 67211 P 316-262-7271 F 316-262-0149  
 ENGINEERING | SURVEYING | PLANNING | LANDSCAPE ARCHITECTURE  
 PROJECT NUMBER 472-84765 SHEET 27 OF 33  
 E:\Projects\Willow Creek East 3rd Addition\_1704P283\Engineering\Phase 1\STR\_1811-E121\STR PLANS