



© 2018 GARVER, LLC
 THIS DOCUMENT, ALONG WITH THE IDEAS AND DESIGNS CONVEYED HEREIN, SHALL BE CONSIDERED INSTRUMENTS OF PROFESSIONAL SERVICE AND ARE PROPERTY OF GARVER, LLC. ANY USE, REPRODUCTION, OR DISTRIBUTION OF THIS DOCUMENT, ALONG WITH THE IDEAS AND DESIGN CONTAINED HEREIN, IS PROHIBITED UNLESS AUTHORIZED IN WRITING BY GARVER, LLC OR EXPLICITLY ALLOWED IN THE GOVERNING PROFESSIONAL SERVICES AGREEMENT FOR THIS WORK.

8535 E. 21st Street North
 Suite 130
 Wichita, Kansas 67206



REV.	DATE	DESCRIPTION	BY



CITY OF WICHITA
 KANSAS
 FOUNTAIN BOX
 REPLACEMENT

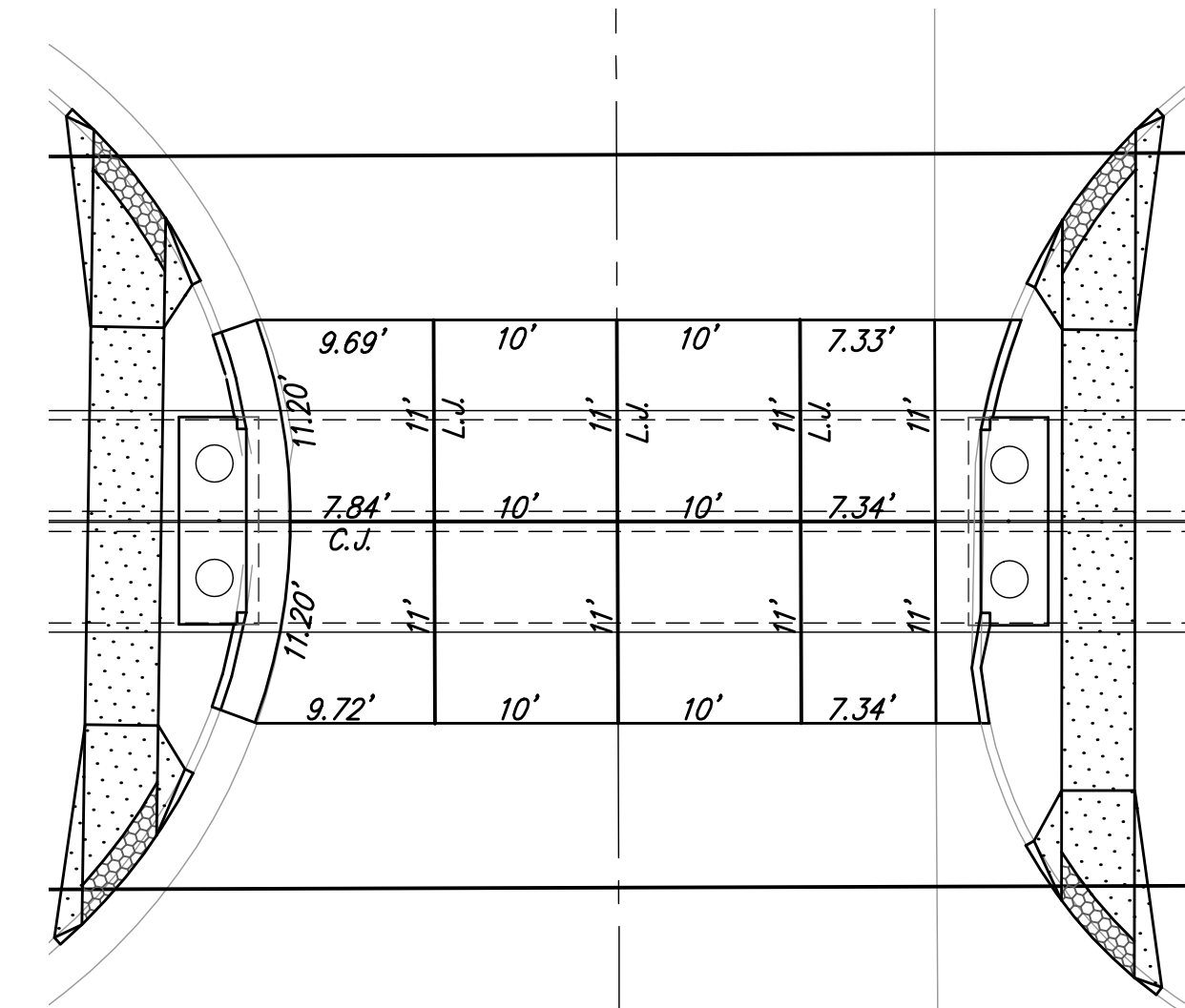
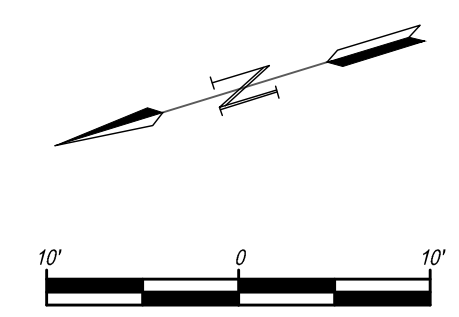
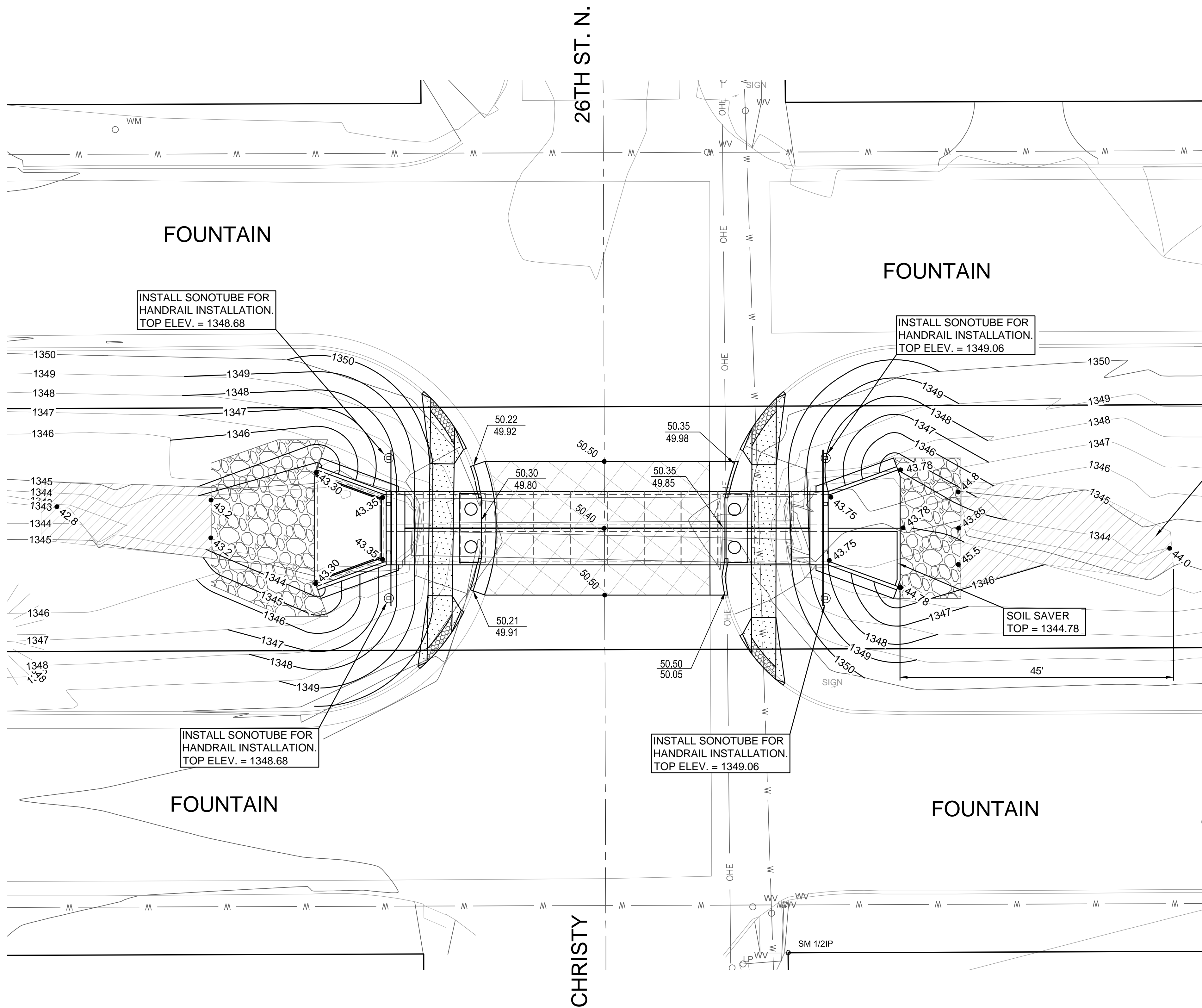
Fountain RCB
 Grading

JOB NO.: 19T41013
 DATE: MAY 2019
 DESIGNED BY: KWL
 DRAWN BY: KWL

BAR IS ONE INCH ON ORIGINAL DRAWING
 0 1" IF NOT ONE INCH ON THIS SHEET, ADJUST SCALES ACCORDINGLY.

DRAWING NUMBER

SHEET NUMBER **3** OF **9**



JOINT LAYOUT

NOTES:
 INSTALL CURLEX TYPE 1 BLANKET OR APPROVED EQUAL ON ALL SLOPES STEEPER THAN 6:1 THAT ARE DISTURBED DURING CONSTRUCTION.
 REGRADE CHANNEL 45 LF NORTH AND SOUTH OF NEW BOX TO PROVIDE POSITIVE DRAINAGE. INCIDENTAL TO THE BID ITEM FOR SITE CLEARING AND RESTORATION.

File: L:\2019\19T41013 - Fountain Box Plan Review\Drawings\C3D\3866D Fountain Engineering Base.dwg Last Save: 6/7/2019 8:43 AM Last saved by: KWL/lee
 Last plotted by: Lee, Ken W. Plot Style: Plot Scale: 1:25849 Plot Date: 6/10/2019 7:20 AM Plotter used: None