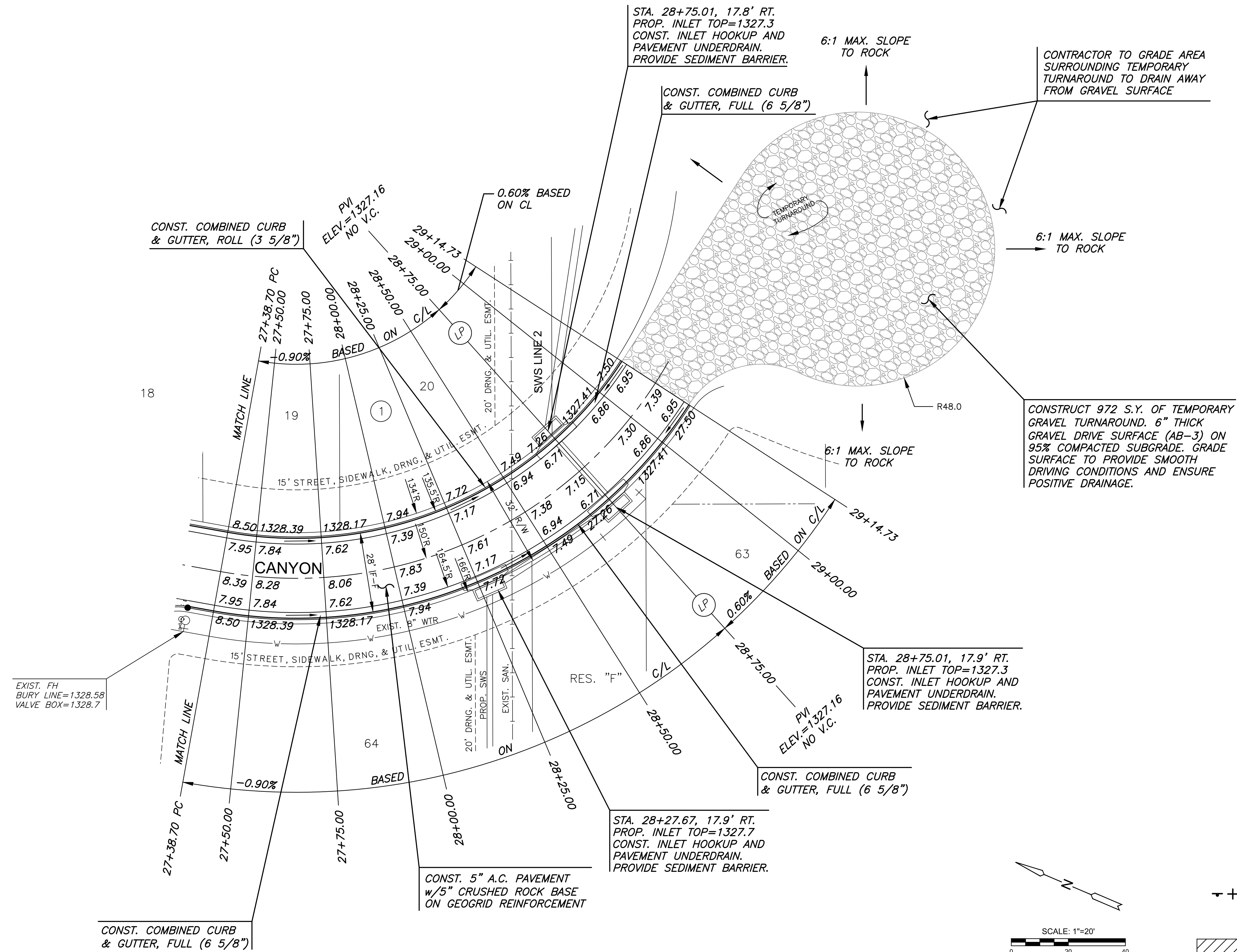
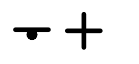
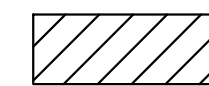


PAVING & INCIDENTAL DRAINAGE FOR
AUBURN LAKES ADDITION
PHASE 2



NOTES:
1. TOP OF CURB ELEVATIONS SHOWN ARE FOR FULL CURB. CONSTRUCT CURB AND GUTTER AS NOTED.

LEGEND

-  STREET SIGN & SIGN LOCATION (SEE SIGN ASSEMBLY TABLE FOR TYPE & STATION OF SIGN)
-  5' TRANSITION FROM FULL TO ROLL CURB

©2019 MKEC Engineering All Rights Reserved www.mkec.com
These drawings and their contents, including, but not limited to, all concepts, designs, & ideas are the exclusive property of MKEC Engineering (MKEC), and may not be used or reproduced in any way without the express consent of MKEC.

CANYON (CONT.)

PROJECT NO.	472-85328
DATE	JULY 2019
SCALE	1" = 20'
DESIGNED	DFL
DRAWN	JWC
CHECKED	GJA

NO.	REVISION	DATE