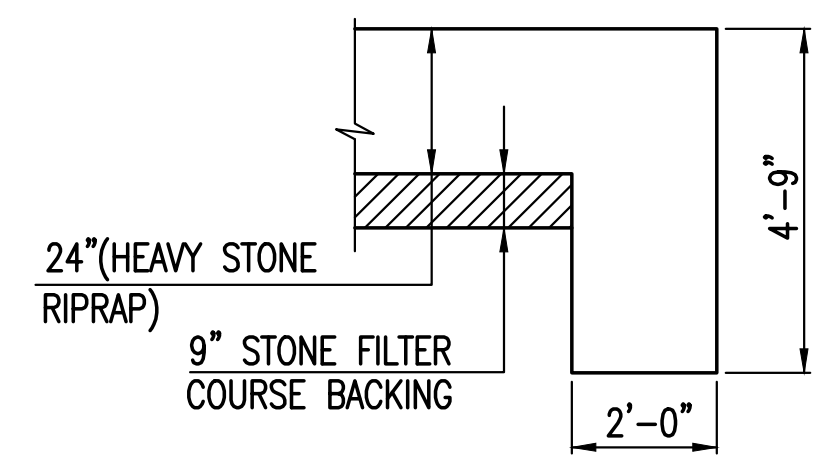


HEAVY DUTY (H.D.) COUPLER
NO SCALE

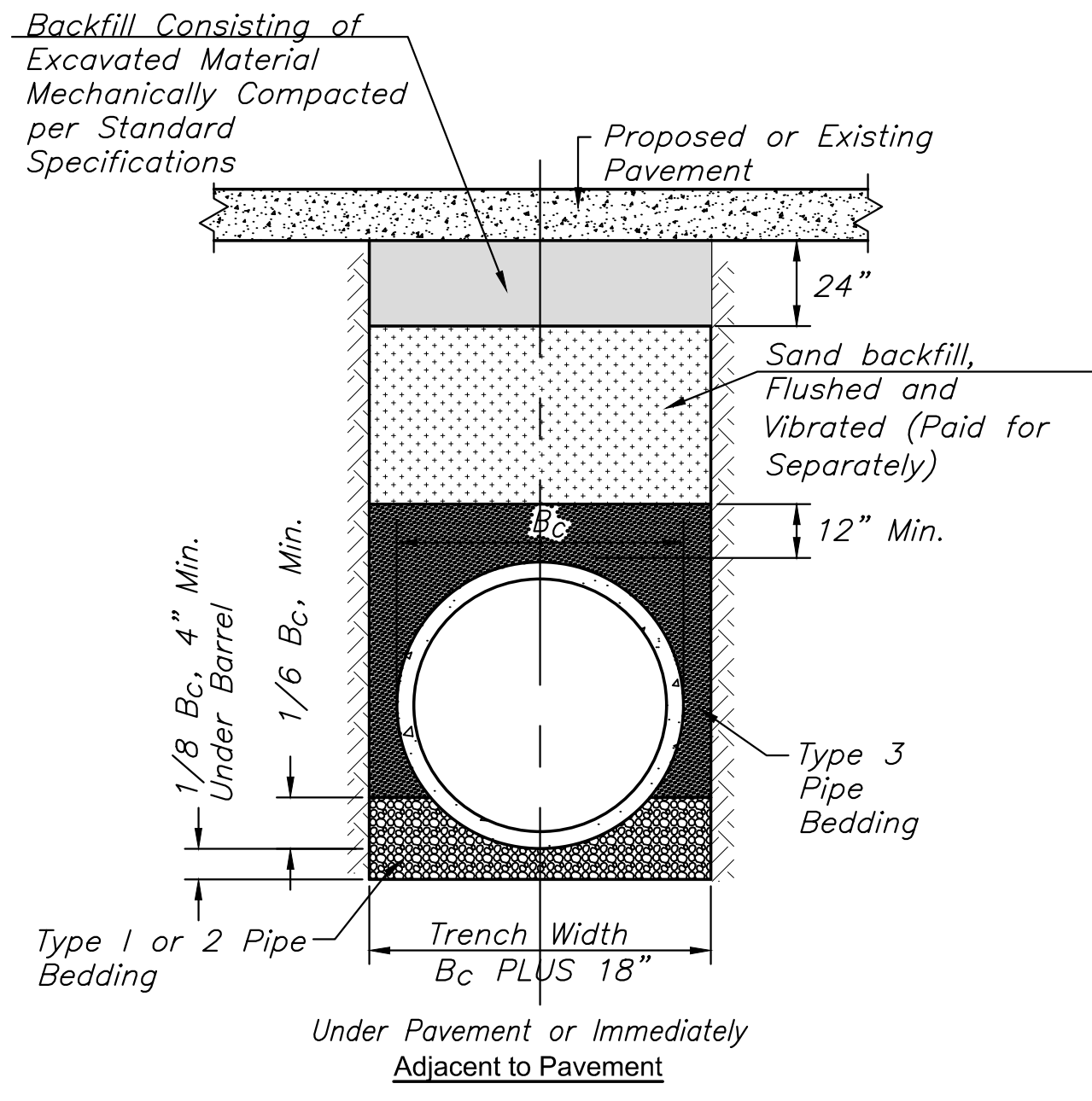
- NOTES
1. BOLTS TO BE A-36 1 1/2" DIAMETER.
 2. BOLTS, NUTS, WASHERS AND SLEEVES TO BE ZINC PLATED.
 3. WASHERS TO BE 3 1/2" O.D. X 7 GAUGE.
 4. SHIP WITH NUTS AND WASHERS PLACED ON BOLTS.



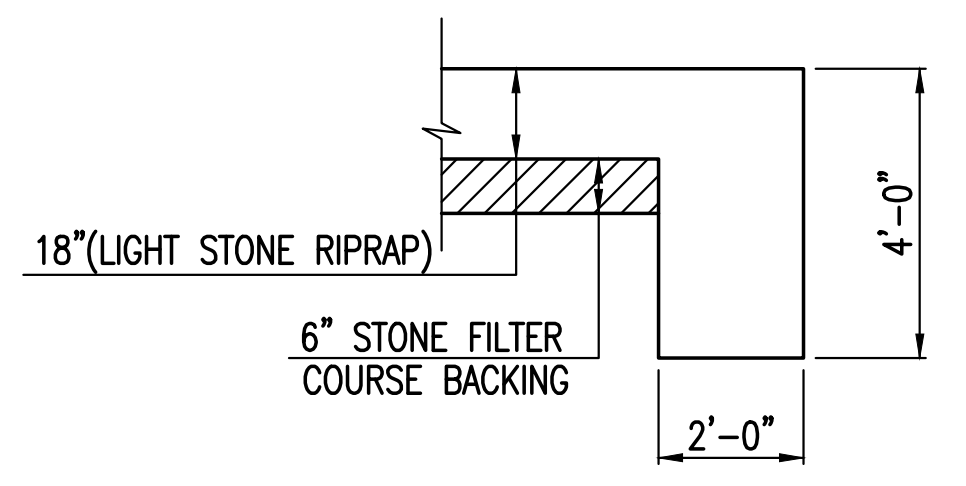
TYPICAL SECTION THRU TOEWALL
NO SCALE

- NOTES
1. ALL RIPRAP FOR THIS PROJECT SHALL BE NATURAL STONE. NEITHER BROKEN CONCRETE, FABRIC ENVELOPE, NOR PREMIXED DRY PACKAGED CONCRETE BAG ALTERNATES WILL BE ALLOWED, UNLESS INDICATED OTHERWISE.
 2. TOEWALLS SHALL BE INSTALLED ALONG ALL UNPROTECTED EDGES OF STONE RIPRAP.
 3. GROUTING OF THE SURFACE OF THE RIPRAP SHALL NOT BE PERFORMED, UNLESS INDICATED OTHERWISE. GROUTING OF THE TOEWALLS SHALL BE PERFORMED PER CITY SPECIFICATIONS.

HEAVY STONE RIPRAP DETAILS



STORM SEWER TRENCH DETAILS



TYPICAL SECTION THRU TOEWALL
NO SCALE

- NOTES
1. ALL RIPRAP FOR THIS PROJECT SHALL BE NATURAL STONE. NEITHER BROKEN CONCRETE, FABRIC ENVELOPE, NOR PREMIXED DRY PACKAGED CONCRETE BAG ALTERNATES WILL BE ALLOWED, UNLESS INDICATED OTHERWISE.
 2. TOEWALLS SHALL BE INSTALLED ALONG ALL UNPROTECTED EDGES OF STONE RIPRAP.
 3. GROUTING OF THE SURFACE OF THE RIPRAP SHALL NOT BE PERFORMED, UNLESS INDICATED OTHERWISE. GROUTING OF THE TOEWALLS SHALL BE PERFORMED PER CITY SPECIFICATIONS.

LIGHT STONE RIPRAP DETAILS

Saved 06-13-2019 4:18:22 PM by: RWERS
 Plot Scale 1:1 07-25-2019 2:56:05 PM by: DEBRA MASSIM
 J:\Projects\2018\1801010316_COW_Douglas St. Bridge at Brookside.dwg
 J:\Projects\2018\CAD\SHITS\05 Civil\Sw\180316_DD05



MISCELLANEOUS DETAILS (STORM SEWER)		
CITY ENGINEER GARY L. JANZEN, P.E.		
PROJECT NUMBER 472-85436	OCA NUMBER ###-####	DATE 11/2010
CITY ENGINEER'S OFFICE CITY HALL - SEVENTH FLOOR 455 NORTH MAIN STREET WICHITA, KANSAS 67202-1620 (316) 268-4501		SHEET 13 OF 51

J:\Projects\2018\1801010316_COW_Douglas St. Bridge at Brookside\180316 CAD\SHITS\05 Civil\Sw\180316_DD05.dwg