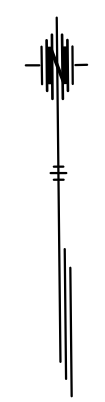
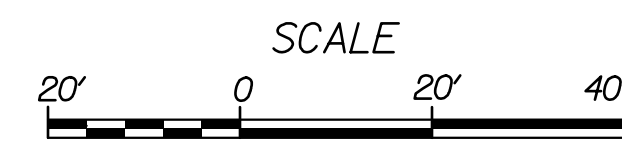


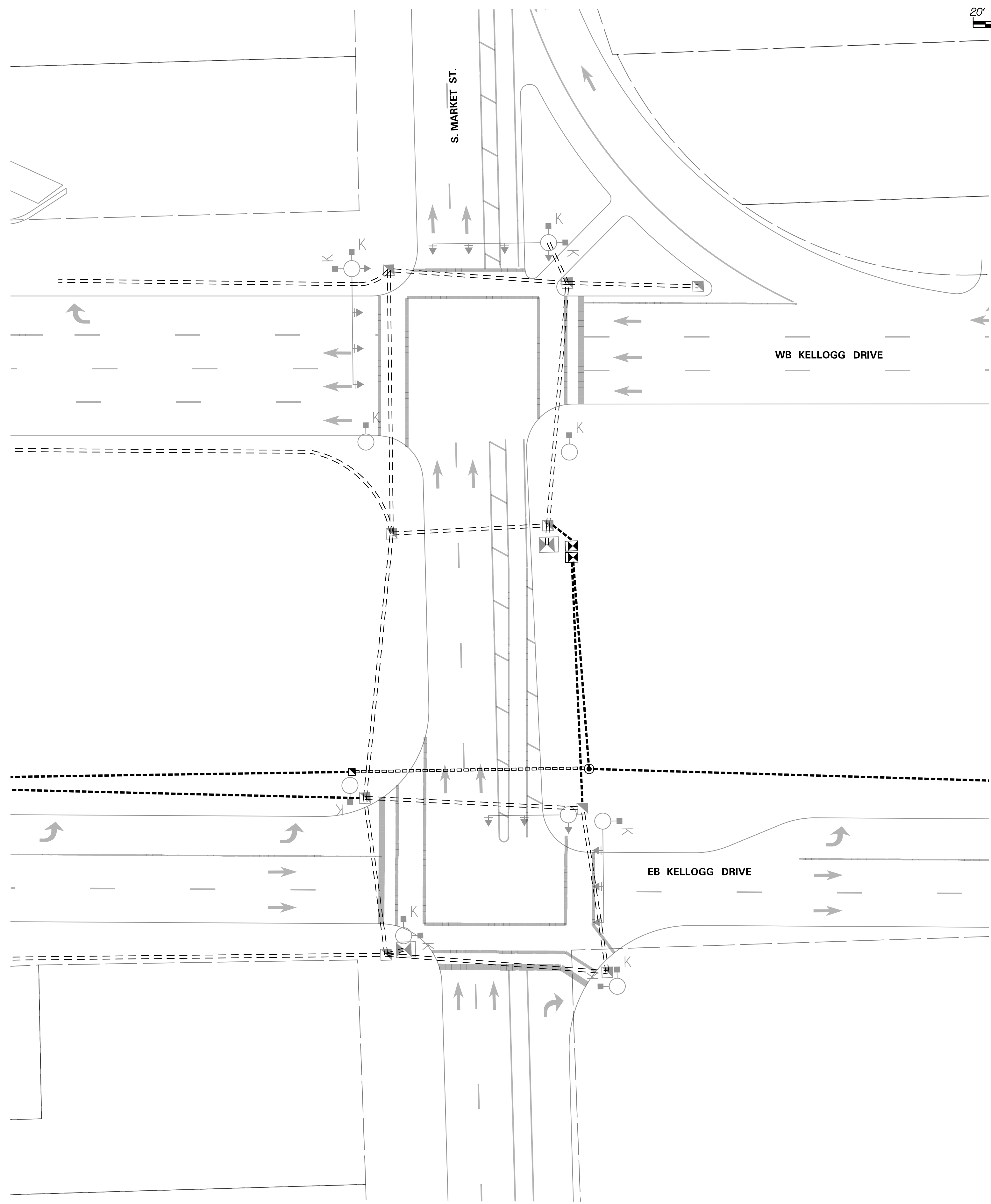
STATE	PROJECT NO.	YEAR	SHEET NO.	TOTAL SHEETS
KANSAS	87 N-0684-01	2019	68	109



NOTE: DEVICE AND CONDUIT SYMBOLOGY ON PLAN SHEET IS NOT SHOWN TO SCALE FOR PLAN CLARITY. DO NOT SCALE LOCATIONS FROM PLAN SHEET.

### GENERAL NOTES

1. THE CONTRACTOR SHALL COORDINATE THE LOCATION OF TRAFFIC SIGNAL CABINETS WITH THE CITY OF WICHITA AND ENGINEER PRIOR TO INSTALLATION. GENERALLY, THE DOUBLE CABINET SHALL BE PLACED IN A LOCATION WITH A REDUCED RISK OF BEING STRUCK.
2. USE BOLLARDS AROUND DOUBLE CABINET AS SHOWN IN THE CABINET DETAIL SHEET.
3. ALL EQUIPMENT SHALL BE PAINTED BLACK.
4. SERVICE AND JUNCTION BOXES AND CONDUIT RUNS ARE APPROXIMATE AND MAY BE FIELD ADJUSTED TO CLEAR OBSTRUCTIONS AND FACILITATE WIRING, AS APPROVED BY THE ENGINEER.
5. EXISTING FEATURES AND UTILITIES ARE SHOWN FROM AVAILABLE INFORMATION AND SHOULD BE CONSIDERED APPROXIMATE ONLY. IT IS THE RESPONSIBILITY OF THE CONTRACTOR TO VERIFY UTILITIES AND THEIR EXACT LOCATION PRIOR TO CONSTRUCTION.



DATE	BY

Drawn By : Road  
 File : c:\transystems\pw\_local\transyscorp-pw\1ccbankaid0643930\C-FBR-DET-904.dgn  
 Plotted : 7/23/2019

KANSAS DEPARTMENT OF TRANSPORTATION  
 SIGNALS 28 & 29  
 MARKET ST. & KELLOGG DR