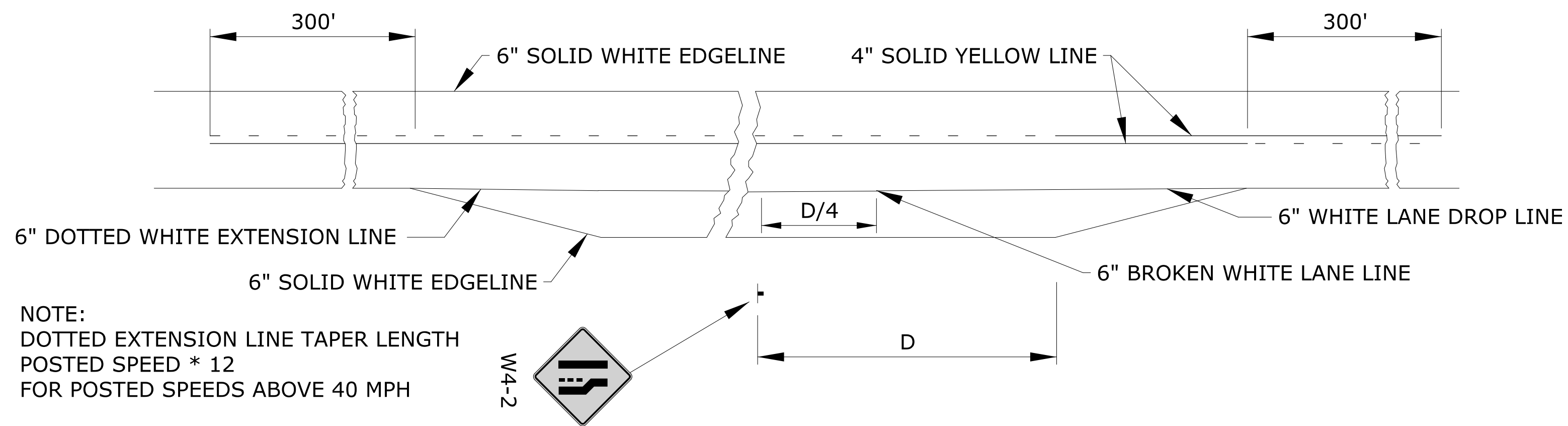


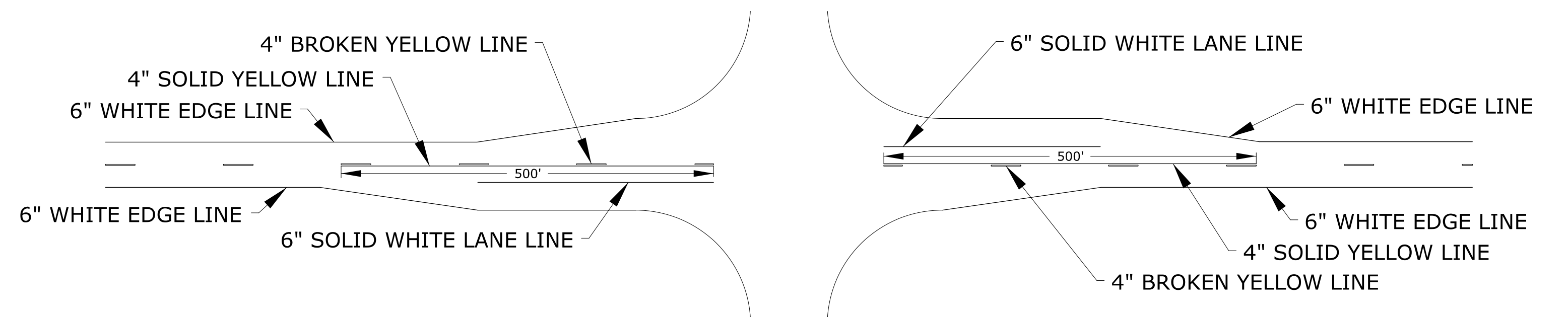
STATE	PROJECT NO.	YEAR	SHEET NO.	TOTAL SHEETS
KANSAS	472-85359	2019	106	135

NOTE:  
ALL PAVEMENT MARKINGS SHALL BE BROKEN AT CROSS ROADS.  
  
FOR HIGHWAY JUNCTIONS THE NO PASSING ZONE WILL EXTEND 1000' FROM INTERSECTION.




NOTE:  
DOTTED EXTENSION LINE TAPER LENGTH  
POSTED SPEED \* 12  
FOR POSTED SPEEDS ABOVE 40 MPH

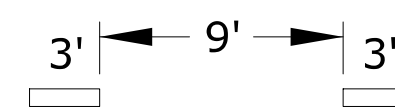
TYPICAL MARKING FOR AUXILIARY PASSING LANE



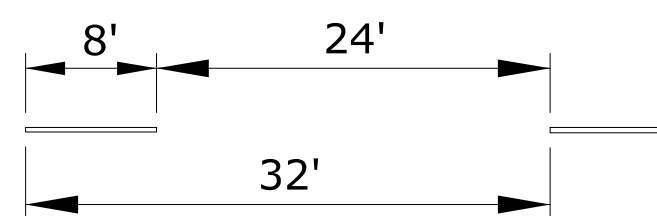
TYPICAL ROAD JUNCTION MARKINGS WITH BYPASS LANES



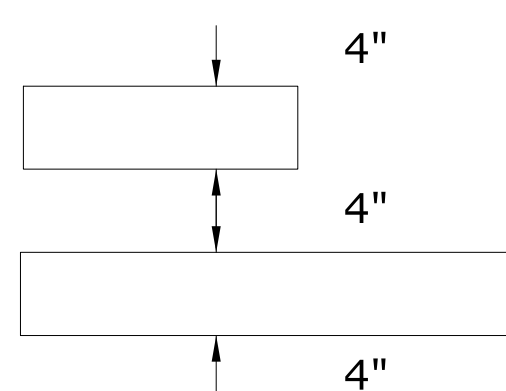
TYPICAL SPACING  
FOR DOTTED EXTENSION  
LINES, UNLESS OTHERWISE  
NOTED ON PLANS.



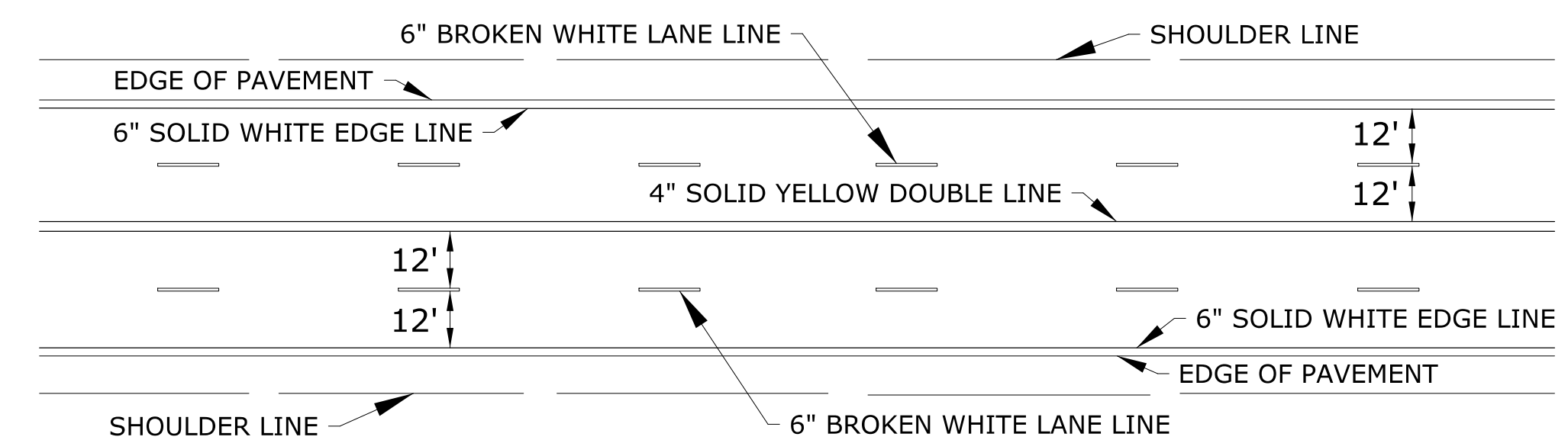
TYPICAL SPACING  
FOR LANE DROP.  
UNLESS OTHERWISE  
NOTED ON PLANS.



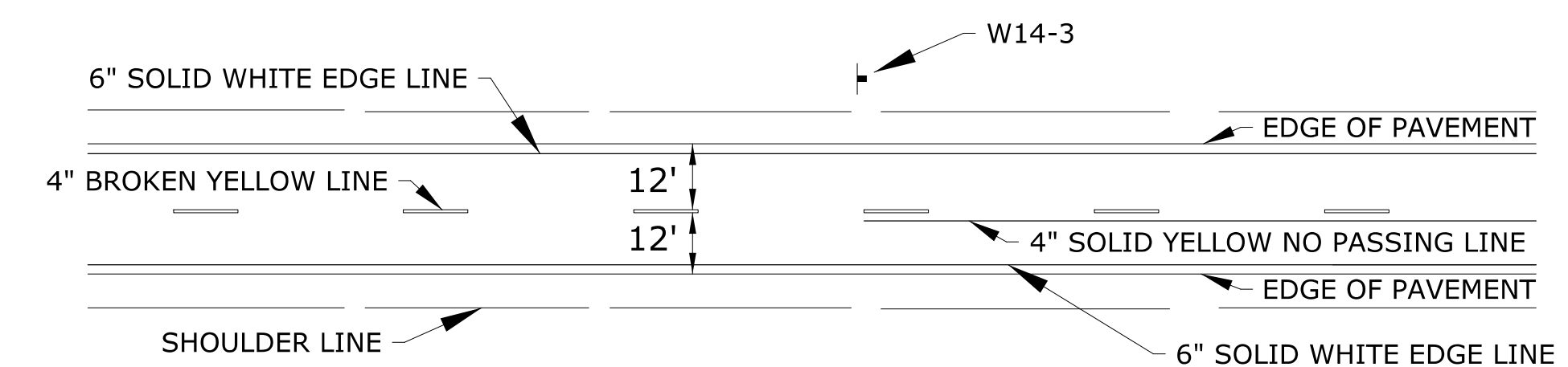
TYPICAL SPACING  
FOR BROKEN LINES  
UNLESS OTHERWISE  
NOTED ON PLANS



TYPICAL SPACING FOR  
NO PASSING LINES  
UNLESS OTHERWISE  
NOTED ON PLANS



TYPICAL MARKINGS FOR FOUR LANE ROADWAY



TYPICAL TWO LANE MARKINGS

NOTE:  
LONGITUDINAL PAVEMENT MARKING LINES SHALL BE OFFSET  
A MINIMUM OF 2" FROM LONGITUDINAL PAVEMENT JOINTS.

NOTE:  
ON NON I, US, AND K ROUTES, 4" EDGE LINES MAY BE INSTALLED.  
6" EDGE LINES ARE NOT REQUIRED ON NON I, US, AND K ROUTES.

3	5/25/12	Added Dotted Extension and Lane Drop Lines	B.A.H.	B.D.G.
2	9/20/05	Removed Aux. Passing Lane Dotted Ext. Line	J.F.F.	B.D.G.
1	7/26/05	New FHWA Approval Date	J.F.F.	B.D.G.
NO.	DATE	REVISIONS	BY	APPD

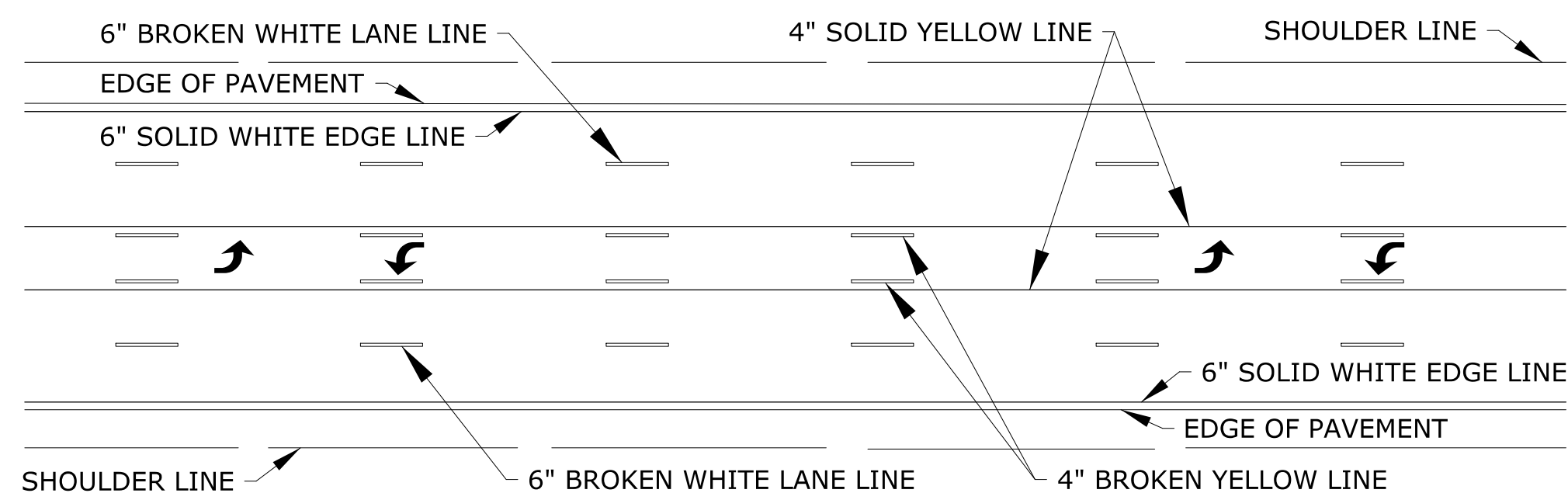
KANSAS DEPARTMENT OF TRANSPORTATION  
TYPICAL PAVEMENT  
MARKING DETAILS FOR  
UNDIVIDED ROADWAYS

TE308				
FHWA APPROVAL	5/25/2012	APPD	Brian D. Gower	
DESIGNED	J.F.F.	DETAILED	J.F.F.	QUANTITIES
DESIGN CK.	B.D.G.	DETAIL CK.	B.D.G.	QUAN. CK.
			TRACED	TRACE CK.

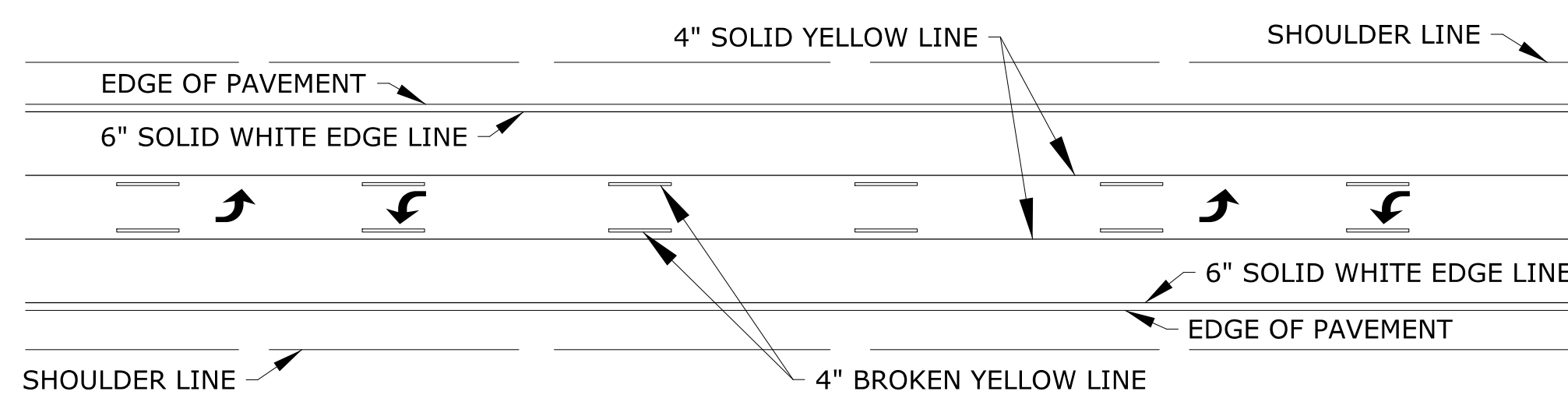
Plotted : 03-OCT-2019 14:17

Drawn By :  
File : 8381E308.dgn

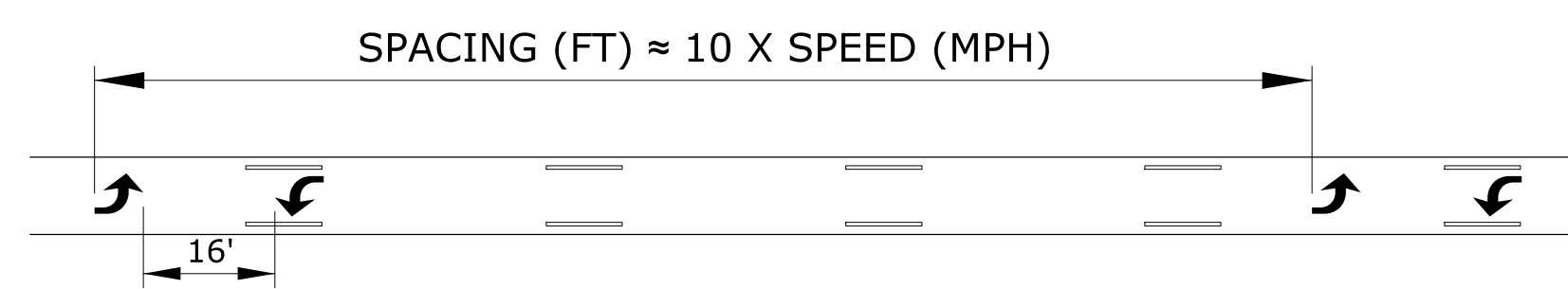
TWO-WAY LEFT TURN DETAIL FOR FIVE LANE ROADWAY



TWO-WAY LEFT TURN DETAIL FOR THREE LANE ROADWAY



TWO-WAY LEFT TURN ARROW SPACING DETAIL



NOTE:  
IF ARROWS ARE USED SPACE THE ARROWS AS SHOWN IN  
THE SPACING DETAIL.