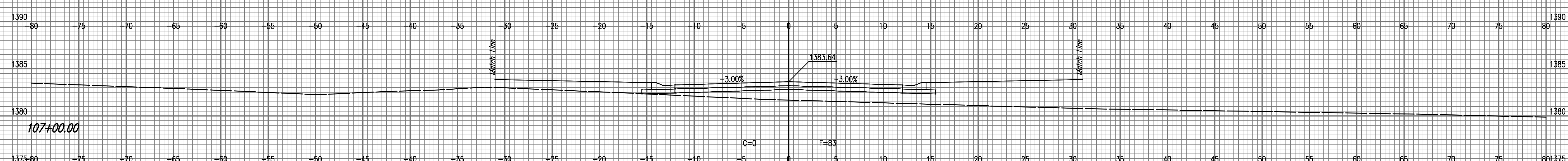
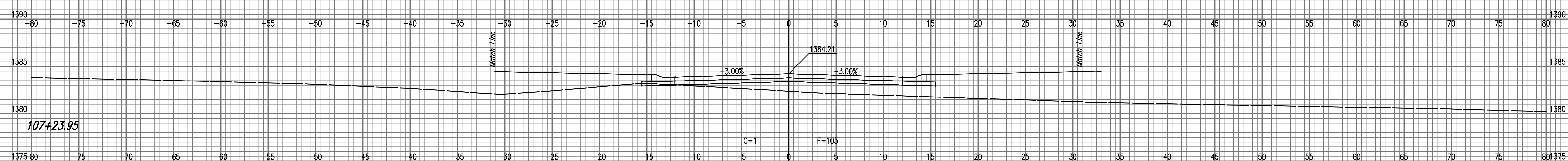
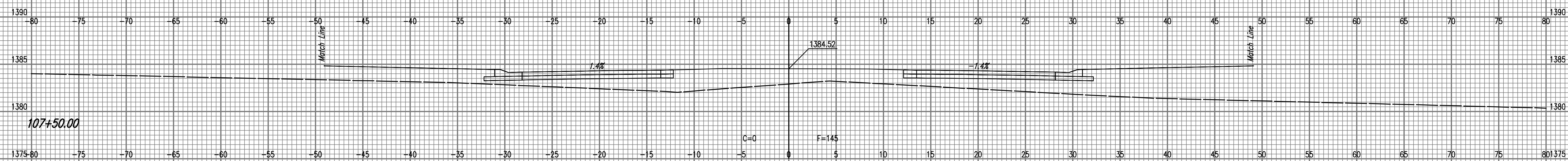
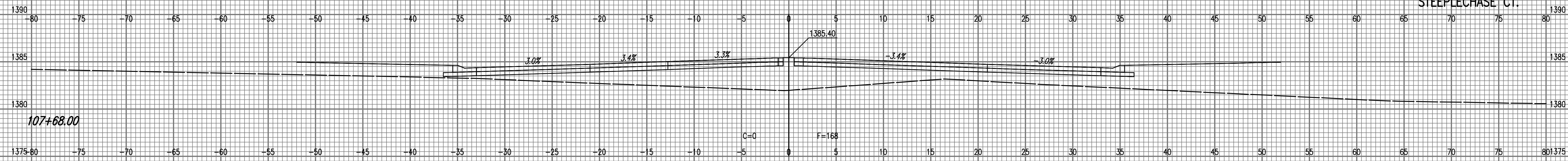


STATE	PROJECT NO.	YEAR	SHEET NO.	TOTAL SHEETS
KANSAS	170551-000	2019	47	51

1" = 5' VERT.
1" = 5' HORIZ.
STEEPLECHASE CT.



Scale: 1" = 5' VERT. 1" = 5' HORIZ.
 Date: 11-14-2019 3:07:18 PM by JKH
 User: JKH
 Path: C:\Users\JKH\OneDrive\Documents\170551-000\Civil\Drawings\Civil\170551-000-C-40-45.dwg