SCALE: 1"= 10'

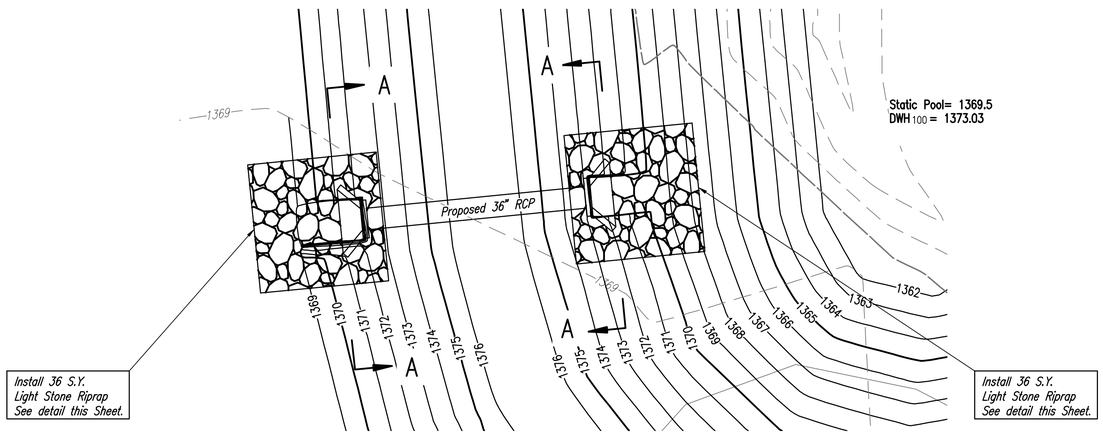

RIPRAP PLAN (SWS LINE NO. 1)

SCALE: 1"= 10'

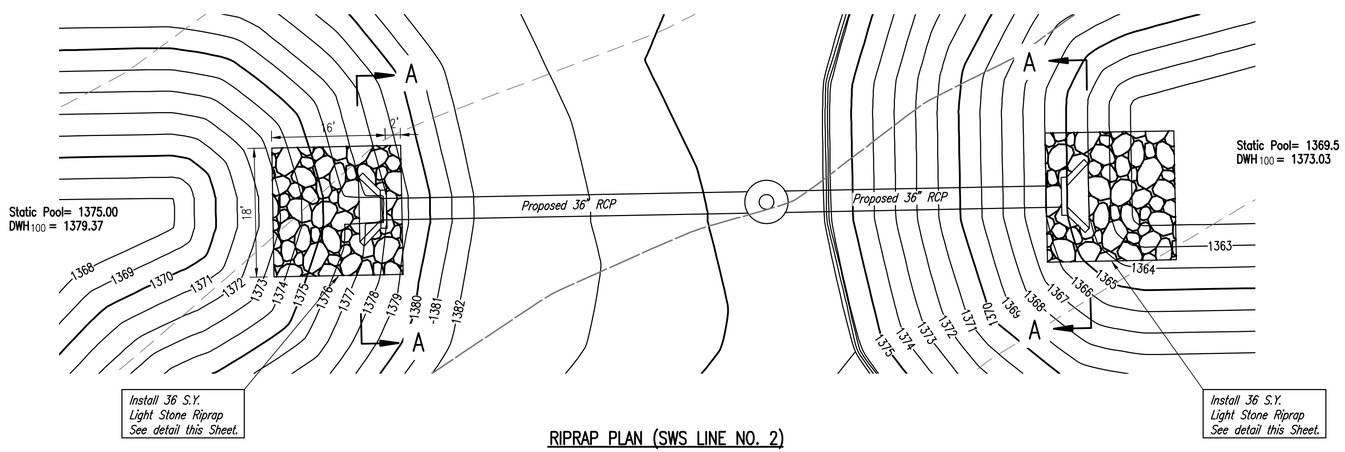

RIPRAP PLAN (SWS LINE NO. 2)

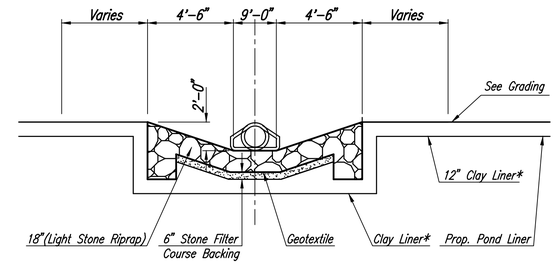

SECTION A-A

* CLAY LINER SHALL MEET THE SAME REQUIREMENTS AS POND LINING.

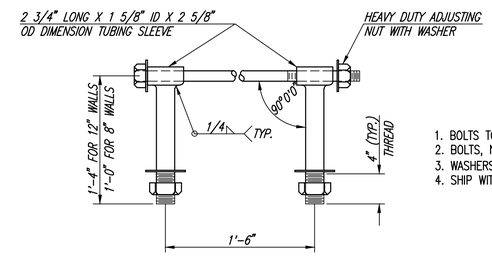

HEAVY DUTY (H.D.) COUPLER
NO SCALE

HEAVY DUTY COUPLER NOTES

1. BOLTS TO BE A-36 1 1/2" DIAMETER.
2. BOLTS, NUTS, WASHERS AND SLEEVES TO BE ZINC PLATED.
3. WASHERS TO BE 3 1/2" O.D. X 7 GAUGE.
4. SHIP WITH NUTS AND WASHERS PLACED ON BOLTS.

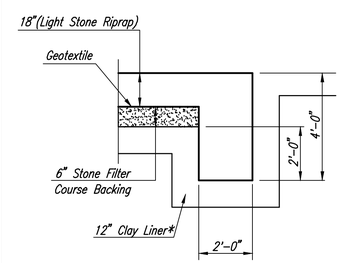

TYPICAL SECTION THRU TOEWALL
NO SCALE

RIPRAP NOTES

1. ALL RIPRAP FOR THIS PROJECT SHALL BE NATURAL STONE. NEITHER BROKEN CONCRETE, FABRIC ENVELOPE, NOR PREMIXED DRY PACKAGED CONCRETE BAG ALTERNATES WILL BE ALLOWED.
2. TOEWALLS SHALL BE INSTALLED ALONG ALL EDGES OF TONE RIPRAP OR AS SHOWN ON PLANS.
3. GROUTING OF THE SURFACE OF THE RIPRAP SHALL NOT BE PERFORMED. GROUTING OF THE TOEWALLS SHALL BE PERFORMED PER SPECIFICATIONS.

PEC
PROFESSIONAL ENGINEERING CONSULTANTS
303 SOUTH TOPEKA
WICHITA, KS 67202
316-262-2691 www.pec1.com

CITY OF WICHITA

JOSHUA GOLKA
LICENSED
24136
11/15/2019
KANSAS
PROFESSIONAL ENGINEER

STORM DRAIN NO. 463
TO SERVE
THE VILLAS AT OAK CREEK

GARY JANZEN, P.E. - CITY ENGINEER
CITY OF WICHITA PROJECT NO. 468-2019-085434

Issue:

JOB NO.	35-170551-001-0042
DATE	NOVEMBER 2019
PM	JAG
DESIGNED BY	JAG
DRAWN BY	CSL, KTD
CHECKED BY	CSB

RIPRAP AND MISCELLANEOUS DETAILS

C110

Saved 11-14-2019 3:45:54 PM by KURTIS.DEKAT
Plot Scale 1:1 11-15-2019 9:24:31 AM by KURTIS.DEKAT
U:\Wichita-Civil\2017\170551\001\Main\Drawings\170551-001-C110-RIPRAP AND MISCELLANEOUS DETAILS