

GENERAL NOTES

- CONTRACTOR SHALL INSTALL AND MAINTAIN EROSION PROTECTION THROUGHOUT THE ENTIRE PROJECT. THE FOLLOWING QUANTITIES ARE PROVIDED PER PROJECT.

PAVING AND DRAINAGE (472-2019-085583)	
CURB INLET PROTECTION	8 EACH
AREA INLET PROTECTION	1 EACH
BACK OF CURB PROTECTION	3,681 L.F.
TEMPORARY SEEDING	1.4 ACRE
PERMANENT SEEDING	0.7 ACRE
SANITARY SEWER (468-2019-017980)	
SILT FENCE BARRIER	2,215 L.F.
STORM WATER DRAIN (468-2019-085434)	
STABILIZED CONSTRUCTION ENTRANCE	1 EACH
AREA INLET PROTECTION	2 EACH
SILT FENCE BARRIER	439 L.F.
DITCH CHECK	200 L.F.
TEMPORARY SEEDING	13.2 A.C.

SEEDING NOTES





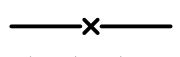
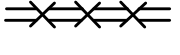
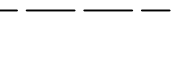
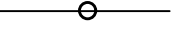
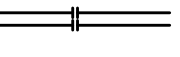
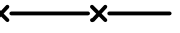
- THE EROSION CONTROL DEVICES SHOWN ON THIS SHEET ARE CONSIDERED MINIMUM STANDARDS. WHENEVER SEDIMENT ENTERS THE STREETS, STORM SEWERS, DITCHES, OR PONDS, CONTRACTOR WILL INSTALL ADDITIONAL DEVICES, AS NEEDED, TO CORRECT THE PROBLEM.
- THE EROSION CONTROL DEVICES SHOWN HEREON MUST BE IN PLACE AT ALL TIMES DURING CONSTRUCTION UNTIL SUCH TIME AS THE SITE IS REESTABLISHED WITH PAVING OR GRASS. TEMPORARY OR PERMANENT SEEDING AND MULCH WILL BE INSTALLED WHEN EARTHWORK ACTIVITIES CEASE IN AN AREA FOR 14 DAYS OR MORE.
- ANY MUD INADVERTENTLY TRACKED ONTO ANY STREET SHALL BE CLEANED UP BY THE CONTRACTOR, AT THE END OF EACH DAY'S WORK, OR AS DIRECTED BY THE FIELD ENGINEER.
- CONTRACTOR TO FURNISH A TRUCK WASH-OUT PIT TO BE PLACED AT A CONVENIENT LOCATION THAT DOES NOT CONFLICT WITH CONSTRUCTION. CONTRACTOR SHALL CLEAN OUT AND BACKFILL PIT PRIOR TO FINAL INSPECTION. LOCATION SHALL BE APPROVED BY THE FIELD ENGINEER.

THE CONTRACTOR SHALL APPLY TEMPORARY SEED AND MULCH TO ALL UNPAVED AREAS DISTURBED BY CONSTRUCTION. TEMPORARY SEED (ANNUAL RYEGRASS) AND MULCH PER SPECIFICATIONS. TEMPORARY SEEDING AND MULCHING SHALL BE PAID FOR AT THE LUMP SUM PRICE FOR "TEMPORARY SEEDING".

IN PROPER SEASON, CONTRACTOR SHALL APPLY PERMANENT SEED, FERTILIZER, AND MULCH TO AREAS AS SHOWN ON THIS SHEET. PERMANENT SEED (FESCUE) & MULCH PER SPECIFICATIONS SHALL BE APPLIED TO ALL LOCATIONS AS SHOWN ON THIS SHEET. PERMANENT SEEDING, FERTILIZING, AND MULCHING SHALL BE PAID FOR AT THE LUMP SUM PRICE FOR "SEEDING".

AREAS REQUIRING PERMANENT SEED SHALL BE INITIALLY PLANTED WITH TEMPORARY SEED UNLESS DIRECTED OTHERWISE BY THE ENGINEER, OR UNLESS COMPLETION OF THOSE AREAS COINCIDES WITH THE PROPER SEASON FOR APPLYING PERMANENT SEED. THE ACREAGE SHOWN FOR "TEMPORARY SEEDING" INCLUDES THE AREAS WHICH ULTIMATELY RECEIVE PERMANENT SEED; THIS QUANTITY SHALL BE UNDERRUN ACCORDINGLY IF TEMPORARY SEED IS OMITTED FOR THOSE AREAS.

LEGEND

-  BACK OF CURB PROTECTION
-  CURB INLET PROTECTION
-  AREA INLET PROTECTION
-  STABILIZED CONSTRUCTION ENTRANCE
-  SILT FENCE BARRIER
-  DITCH CHECK
-  PROPOSED WATER MAIN
-  PROPOSED SANITARY SEWER w/MANHOLE
-  PROPOSED STORM WATER SEWER
-  SILT FENCE (TO BE BID WITH SANITARY SEWER PROJECT)

Issue:	
JOB NO.	35-170551-001-0042
DATE	NOVEMBER 2019
PM	JAG
DESIGNED BY	JAG
DRAWN BY	CSL, KTD
CHECKED BY	CSB
EROSION CONTROL PLAN	
C112	