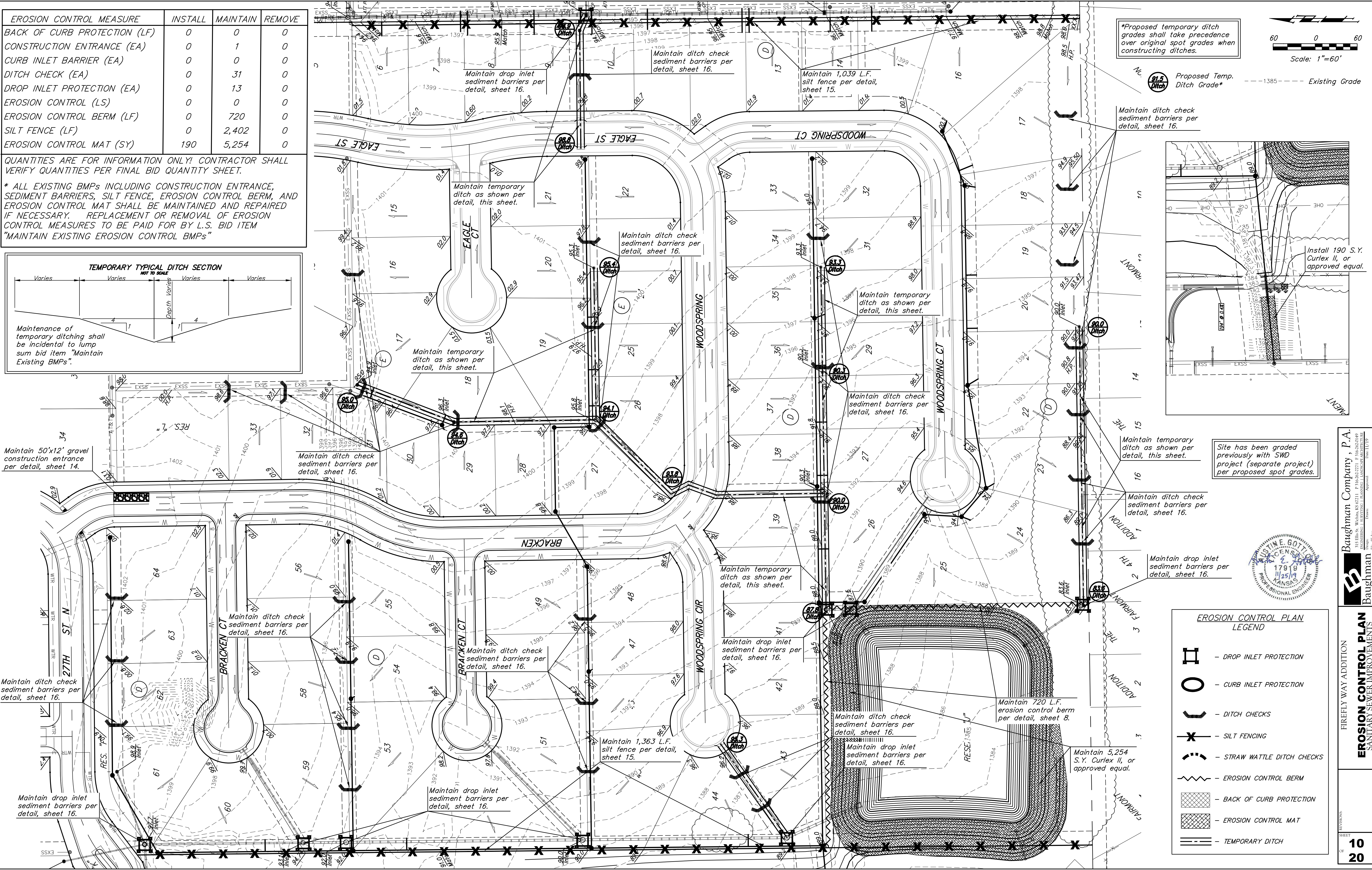
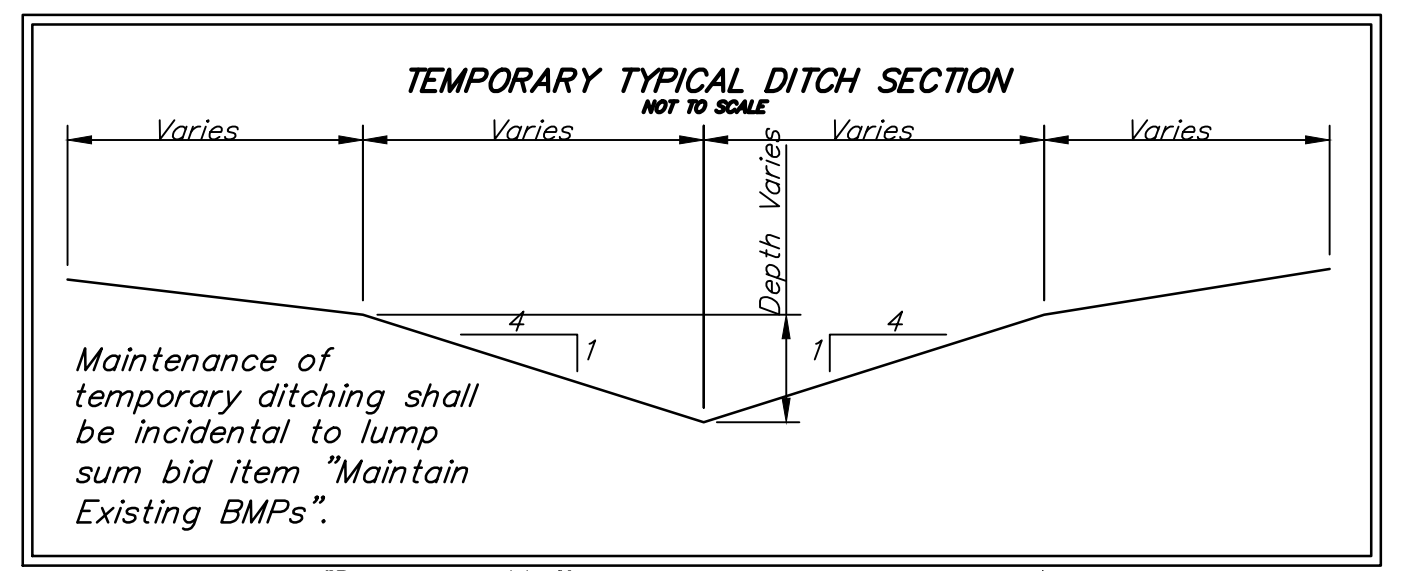


EROSION CONTROL MEASURE	INSTALL	MAINTAIN	REMOVE
BACK OF CURB PROTECTION (LF)	0	0	0
CONSTRUCTION ENTRANCE (EA)	0	1	0
CURB INLET BARRIER (EA)	0	0	0
DITCH CHECK (EA)	0	31	0
DROP INLET PROTECTION (EA)	0	13	0
EROSION CONTROL (LS)	0	0	0
EROSION CONTROL BERM (LF)	0	720	0
SILT FENCE (LF)	0	2,402	0
EROSION CONTROL MAT (SY)	190	5,254	0

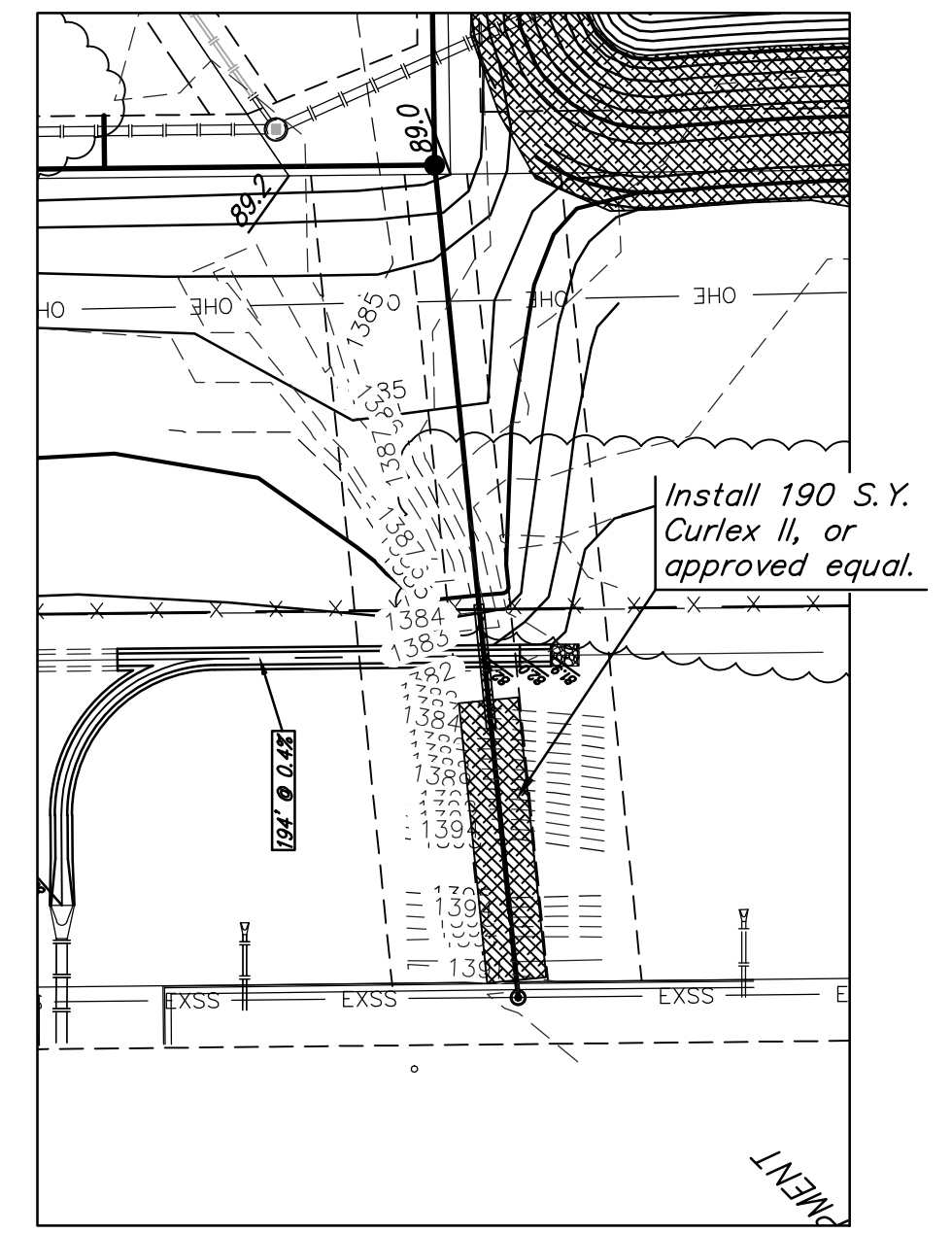
QUANTITIES ARE FOR INFORMATION ONLY! CONTRACTOR SHALL VERIFY QUANTITIES PER FINAL BID QUANTITY SHEET.

\* ALL EXISTING BMPs INCLUDING CONSTRUCTION ENTRANCE, SEDIMENT BARRIERS, SILT FENCE, EROSION CONTROL BERM, AND EROSION CONTROL MAT SHALL BE MAINTAINED AND REPAIRED IF NECESSARY. REPLACEMENT OR REMOVAL OF EROSION CONTROL MEASURES TO BE PAID FOR BY L.S. BID ITEM "MAINTAIN EXISTING EROSION CONTROL BMPs"



\*Proposed temporary ditch grades shall take precedence over original spot grades when constructing ditches.

91.5 Ditch Proposed Temp. Ditch Grade\*  
--- Existing Grade



Site has been graded previously with SWD project (separate project) per proposed spot grades.



EROSION CONTROL PLAN LEGEND

- DROP INLET PROTECTION
- CURB INLET PROTECTION
- DITCH CHECKS
- SILT FENCING
- STRAW WATTLE DITCH CHECKS
- EROSION CONTROL BERM
- BACK OF CURB PROTECTION
- EROSION CONTROL MAT
- TEMPORARY DITCH

BAUGHMAN  
FIRELY WAY ADDITION  
EROSION CONTROL PLAN  
SANITARY SEWER IMPROVEMENTS