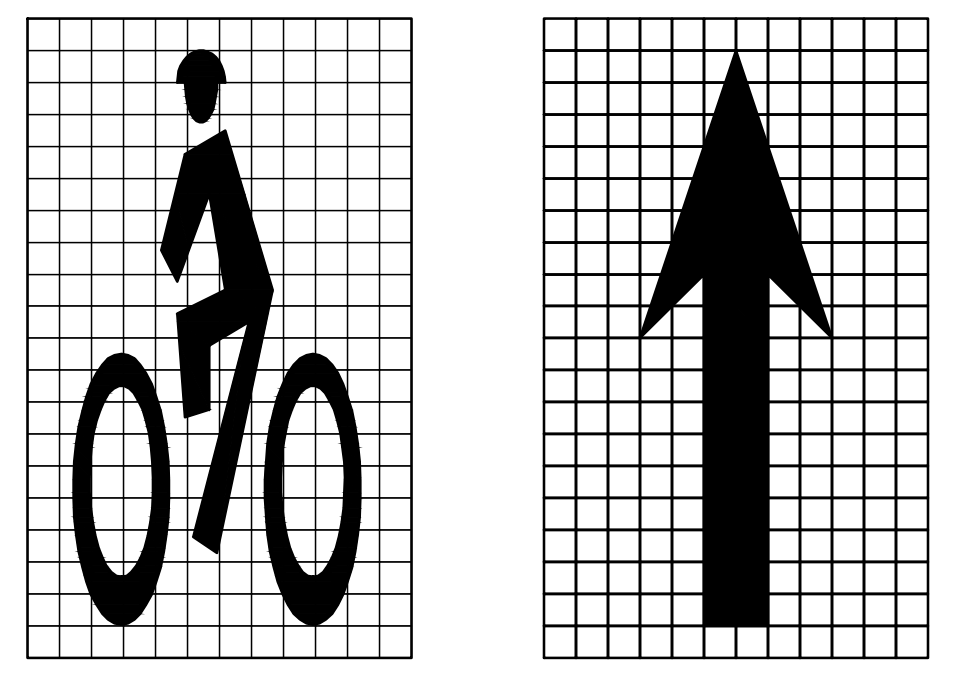


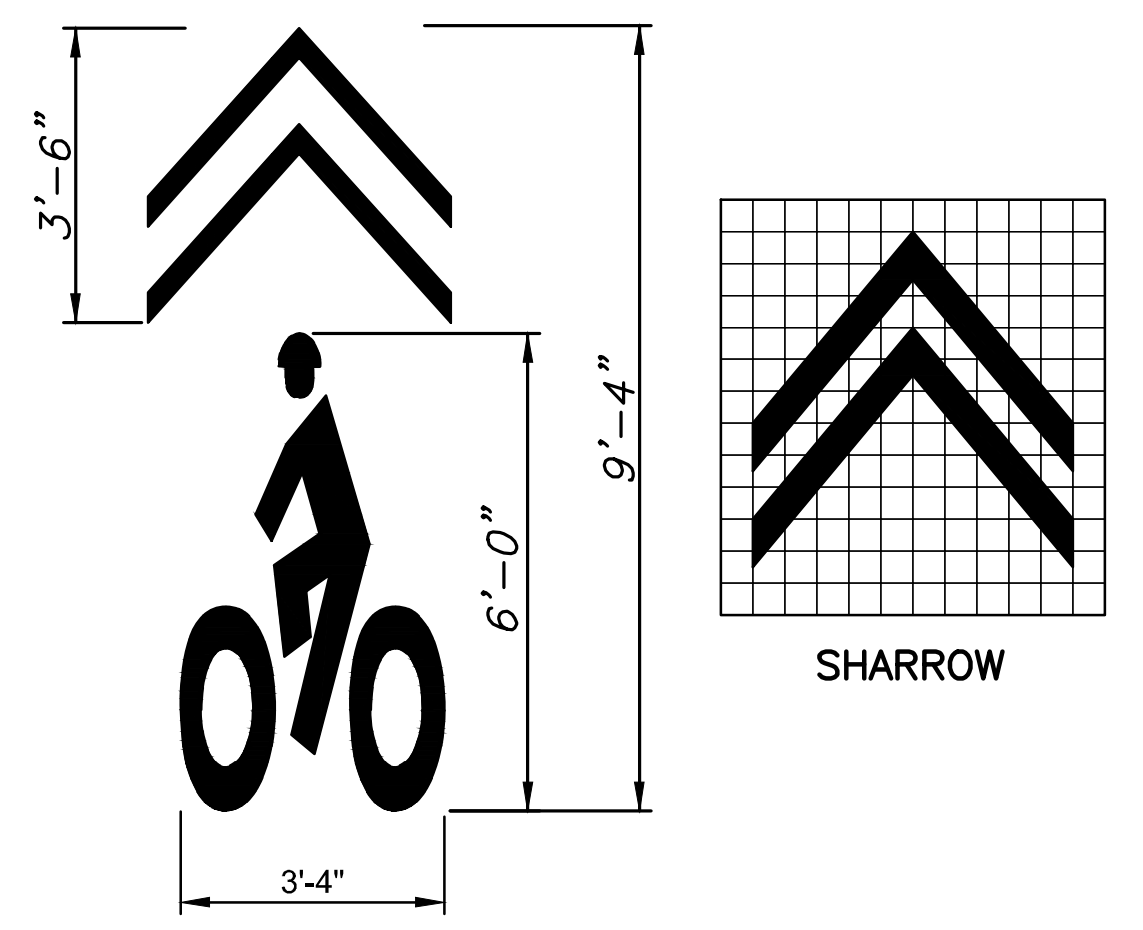
STATE	PROJECT NO.	YEAR	SHEET NO.	TOTAL SHEETS
KANSAS	87 N-0662-01	2019	145	194



PLOTTED: Tuesday, September 03, 2019 @ 04:28PM  
 J:\CIVIL\0417\DWG\MARKING\04177 EM-03.DWG



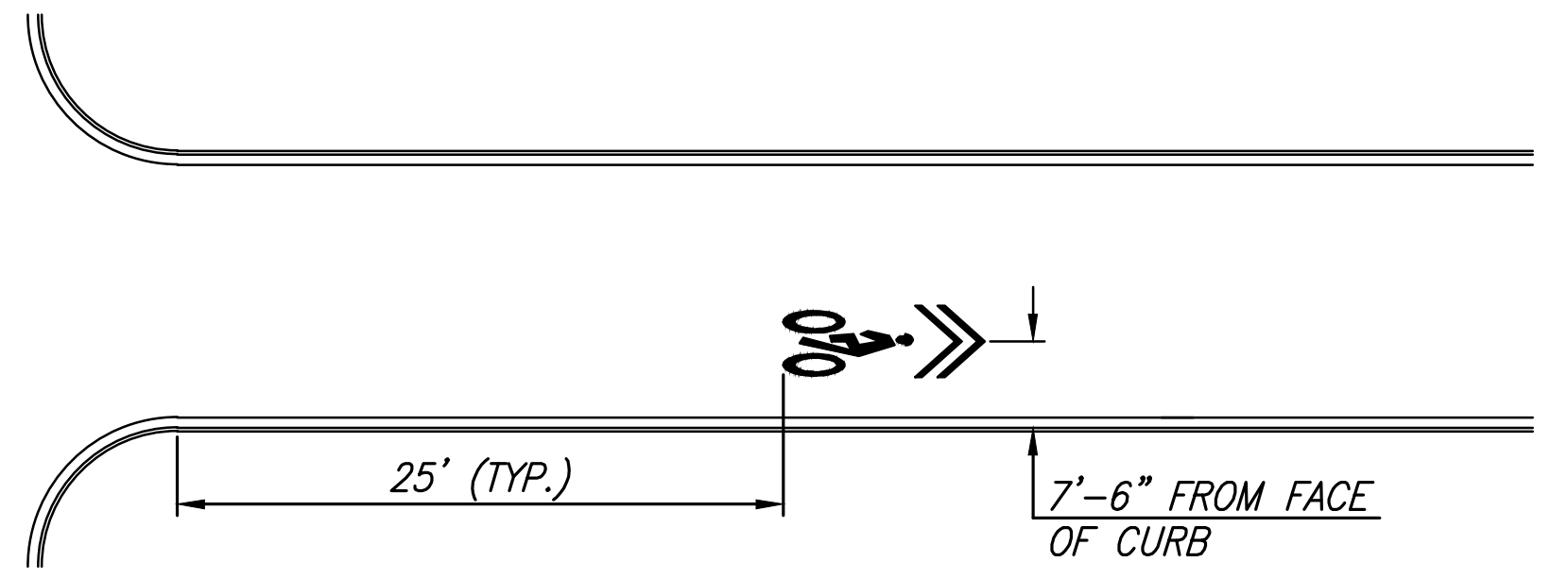
BIKE SYMBOL    DIRECTIONAL ARROW  
 TYPICAL BIKE LANE SYMBOLS  
 □ = 4"x4"



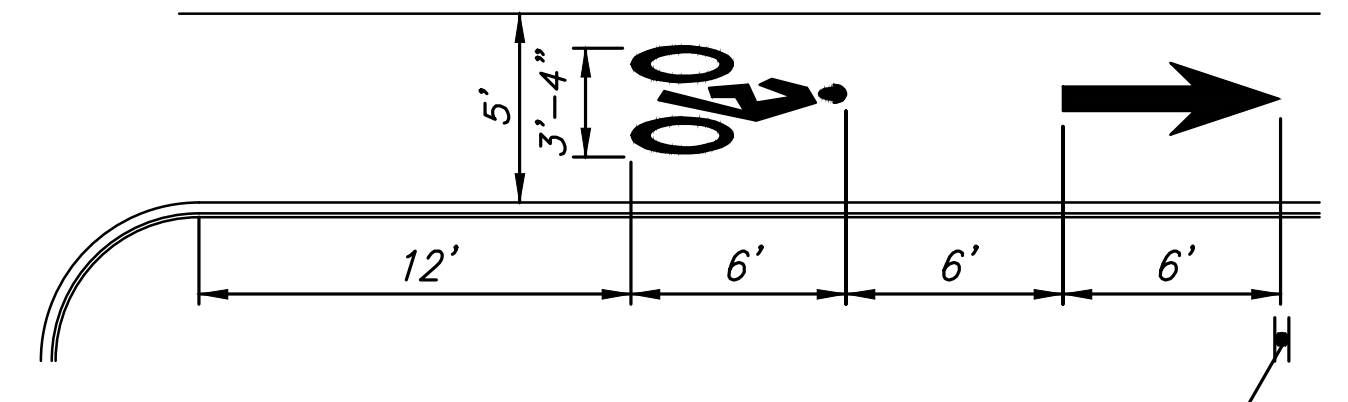
SHARED LANE MARKING

SUMMARY OF QUANTITIES (FOR INFORMATION ONLY)		
ITEMS	QUANTITY	UNIT
Pavement Marking (White)(24")	448	L.F.
Pavement Marking (White)(12")	134	L.F.
Pavement Marking (White)(8")	796	L.F.
Pavement Marking (White)(6")	1,378	L.F.
Pavement Marking (White)(4")	10,405	L.F.
Pavement Marking (Yellow)(12")	145	L.F.
Pavement Marking (Yellow)(4")	9,137	L.F.
Pavement Marking Symbol (Left Turn)	25	Each
Pavement Marking Symbol (Bike)	22	Each
Pavement Marking Symbol (Arrow)	20	Each
Pavement Marking Symbol (Sharrow)	2	Each

RECAPITULATION OF QUANTITIES		
BID ITEM	QUANTITY	UNIT
Pavement Marking	Lump Sum	L.S.



TYPICAL MARKING SHARED LANE

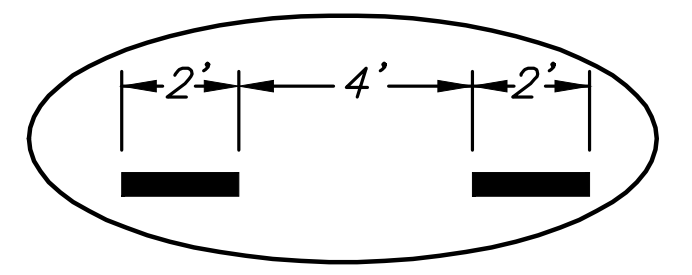


TYPICAL BIKE LANE MARKING

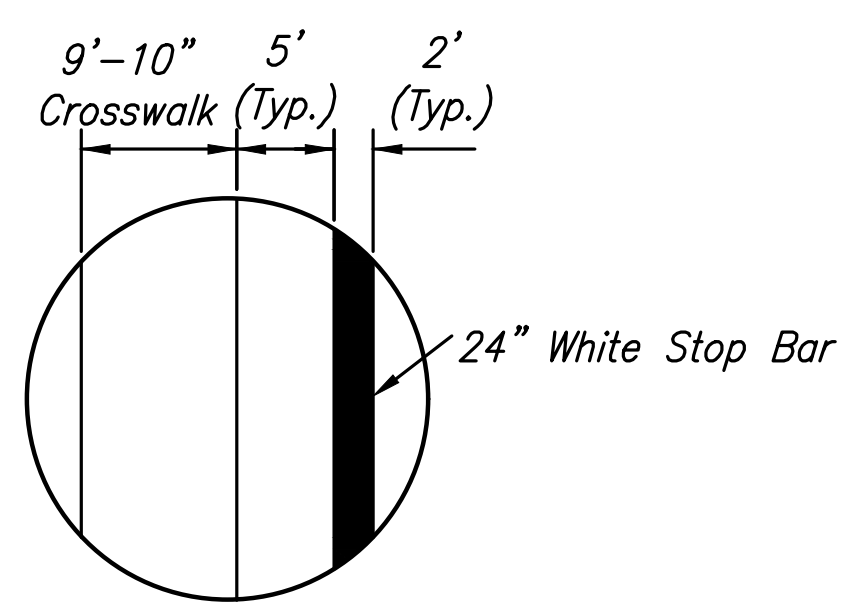
*Bike Path Sign*  
 NOTE: Bike Path Sign Placement is Typical. Location may be Adjusted to avoid Conflicts with Utilities, Signs, or other Objects.

*Pavement Markings* – All pavement markings shall be epoxy, unless otherwise approved by the Engineer. Pavement markings shall be installed per manufacturer's recommendations and shall meet KDOT's 2015 Edition of the Standard Specification Section 806. Full traffic may not be restored (and substantial project completion achieved) until all pavement markings are in place. Should construction timing be such that restoration of traffic becomes necessary during weather prohibiting the installation of markings, the contractor shall install and maintain temporary markings until such time that permanent markings may be properly installed. Except for the material requirement, temporary pavement markings shall be placed equivalent, in every manner (i.e. dimension, frequency, spacing, etc.), to the permanent marking layout. The cost for temporary pavement markings will not be paid for directly, but shall be considered subsidiary to the bid item for "Pavement Markings".

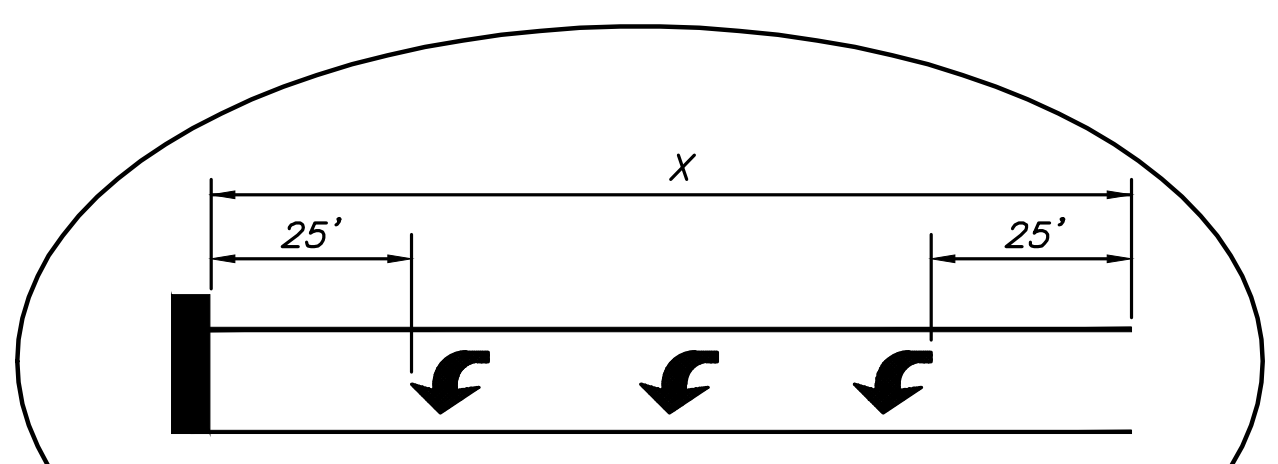
Note: Existing pavement markings removed for temporary traffic control purposes shall be replaced in-kind. Quantities are estimated as follows: 740 L.F. of 4" yellow, and 320 L.F. of 6" white. These quantities for this are reflected in the summary of quantities.



TYPICAL SPACING FOR 4" DOTTED WHITE EXTENSION LINE

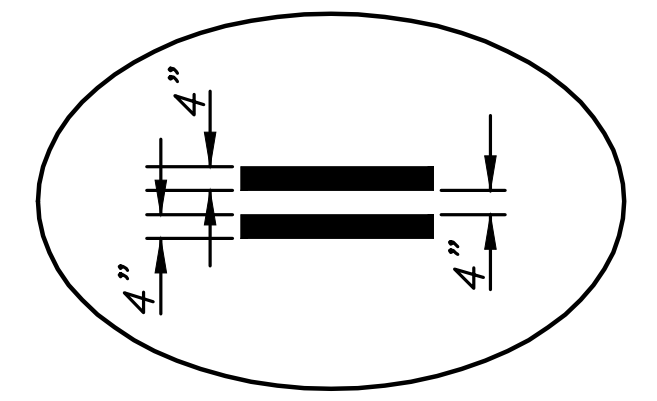


STOP BAR DETAIL

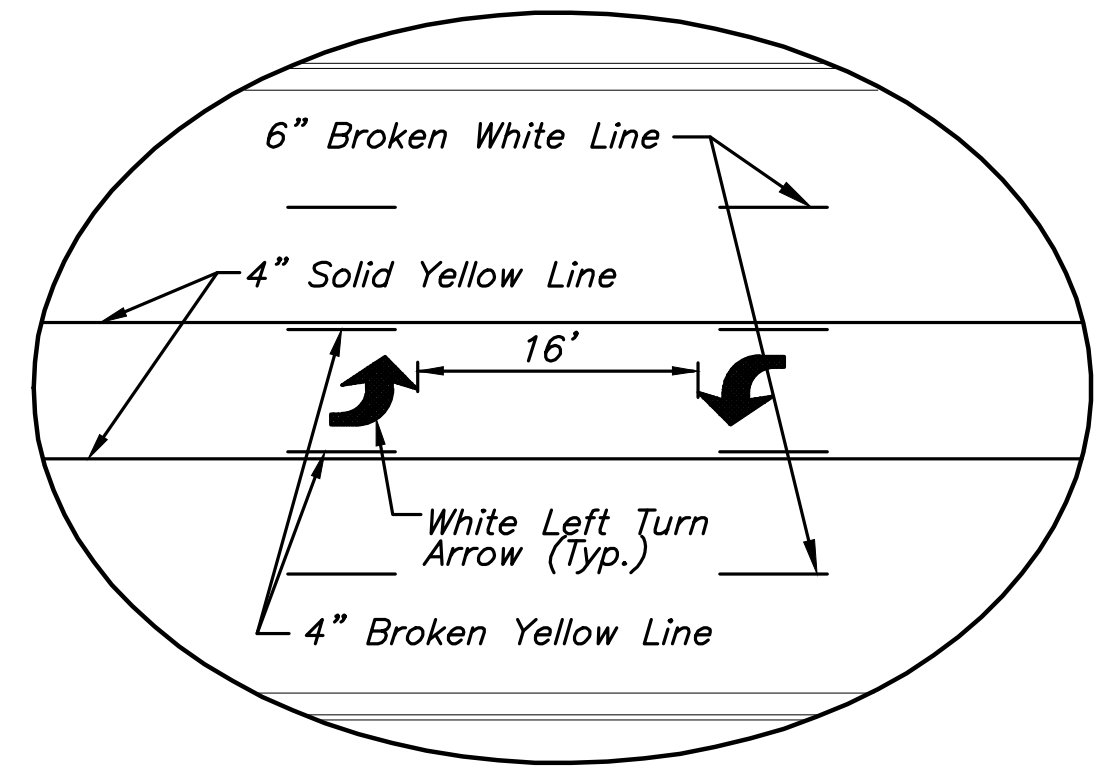


NOTE: Add a third arrow equidistant between the other two arrows only when X is greater than 200'.

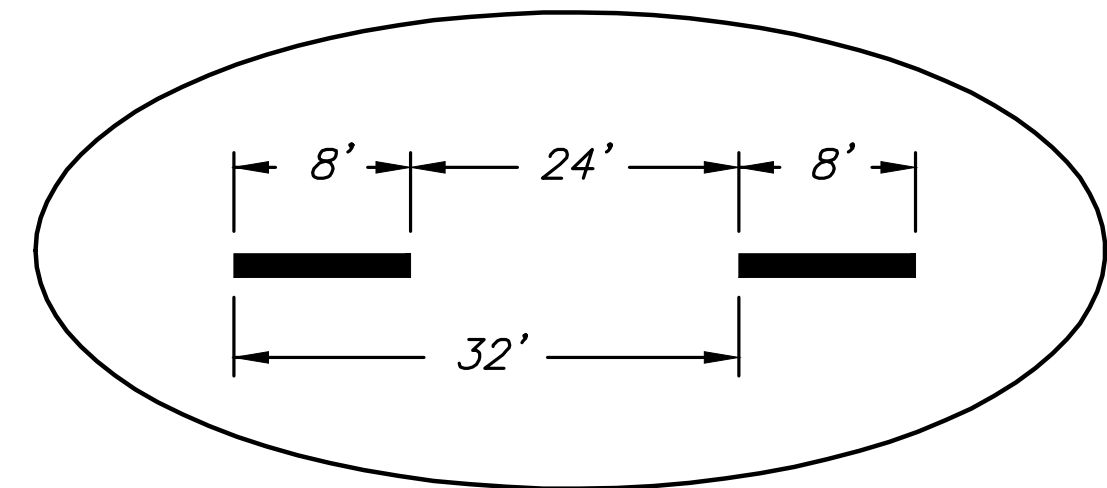
ARROW SPACING DETAIL



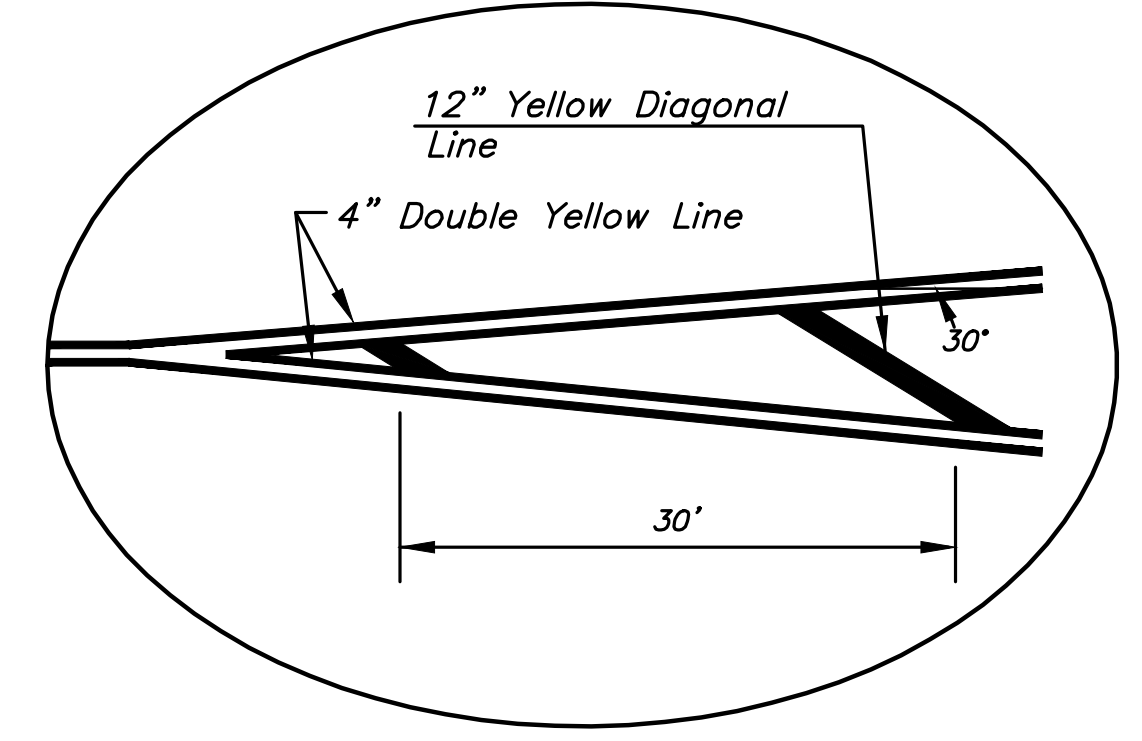
TYPICAL SPACING FOR 4" DOUBLE YELLOW LINE



TWO WAY LEFT TURN DETAIL



TYPICAL SPACING FOR 6" BROKEN WHITE LANE LINES AND 4" BROKEN YELLOW LINES



TYPICAL SPACING FOR 12" YELLOW DIAGONAL LINES

STREET IMPROVEMENTS FOR  
**17TH ST - BROADWAY TO I-135**  
 FROM BROADWAY TO I-135

©2019 MKEC Engineering All Rights Reserved  
 These drawings and their contents, including, but not limited to, all concepts, designs, & ideas are the exclusive property of MKEC Engineering (MKEC), and may not be used or reproduced in any way without the express consent of MKEC.

PAVEMENT MARKING DETAILS

PROJECT NO.	87 N-0662-01	
DATE	8/30/2019	
SCALE	NTS	
DESIGNED	DRAWN	CHECKED
GN	WNJ	JRA

NO.	REVISION	DATE