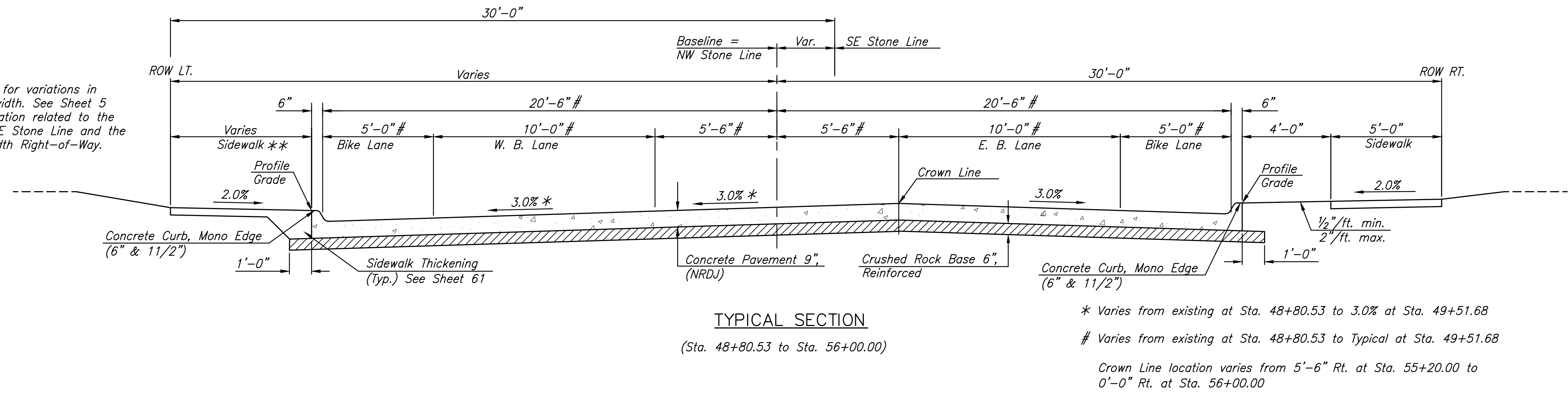


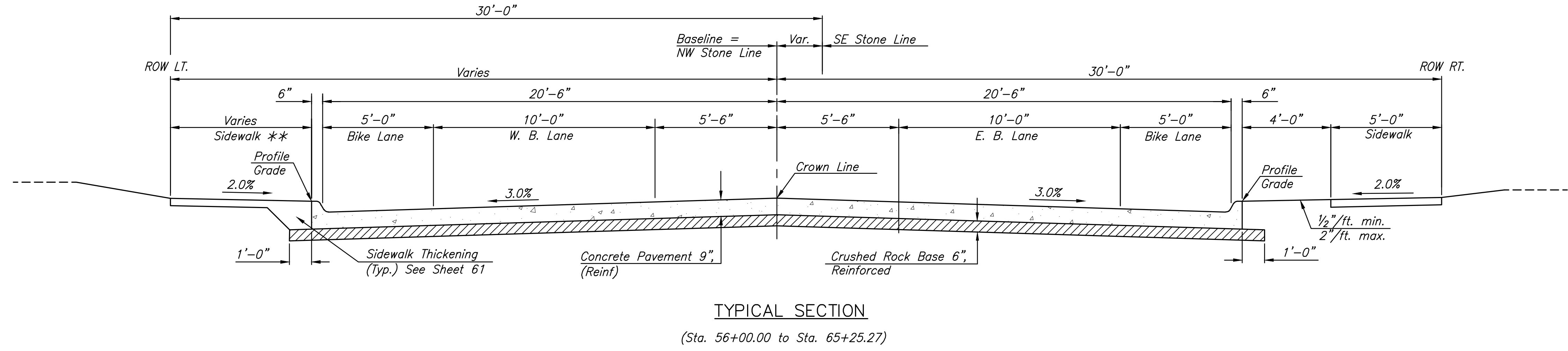


\*\* See plans for variations in sidewalk width. See Sheet 5 for information related to the NW and SE Stone Line and the varying width Right-of-Way.



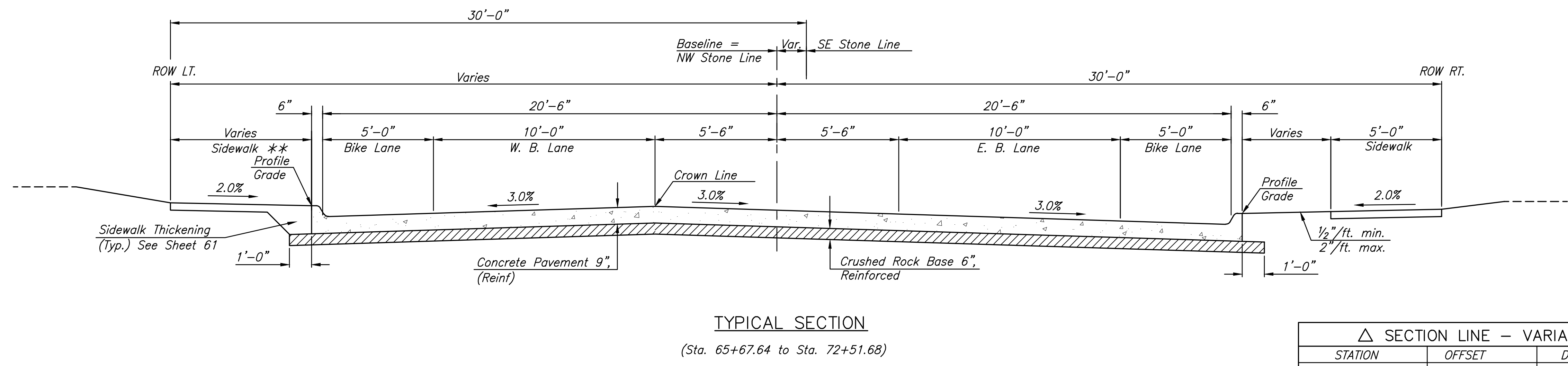
TYPICAL SECTION

(Sta. 48+80.53 to Sta. 56+00.00)



TYPICAL SECTION

(Sta. 56+00.00 to Sta. 65+25.27)



TYPICAL SECTION

(Sta. 65+67.64 to Sta. 72+51.68)

△ SECTION LINE - VARIANCE TABLE		
STATION	OFFSET	DESCRIPTION

STREET IMPROVEMENTS FOR  
**MT. VERNON IMPROVEMENTS**  
BROADWAY TO SOUTHEAST BLVD.

©2019 MKEC Engineering All Rights Reserved www.mkec.com  
These drawings and their contents, including, but not limited to, all concepts, designs, & lists are the exclusive property of MKEC Engineering (MKEC), and may not be used or reproduced in any way without the express consent of MKEC.

TYPICAL SECTIONS

PROJECT NO.	87 N-0660-01	
DATE	8/19/2019	
SCALE	NO SCALE	
DESIGNED	DRAWN	CHECKED
XXX	XXX	XXX

NO.	REVISION	DATE

PLOTTED: Friday, August 23, 2019 @ 03:07PM  
J:\CIVIL\87\87N0660\PAV\87N-TYP1.DWG