





**EROSION CONTROL PLAN LEGEND**  
 (Installation Details Found in the BMP Details Sheets)

-  - BMP, CURB INLET PROTECTION
-  - BMP, DITCH CHECK
-  - BMP, DROP INLET PROTECTION
-  - BMP, BACK OF CURB PROTECTION

NO SCALE

EROSION CONTROL QUANTITIES	
EROSION CONTROL MEASURE	QUANTITIES
CURB INLET PROTECTION (EA)	12
FOR INFORMATION ONLY	