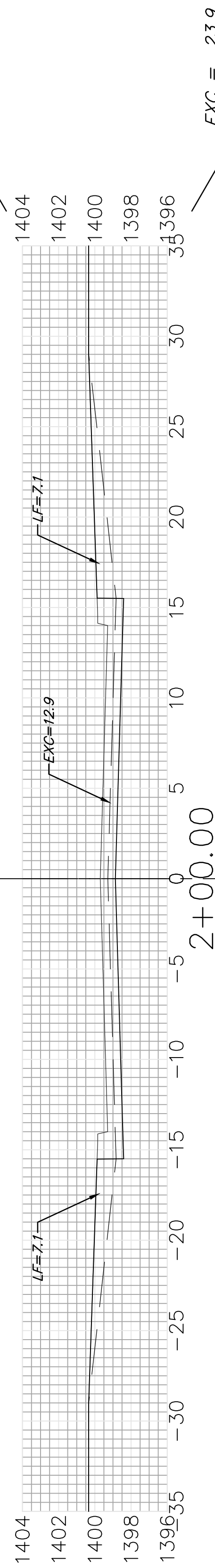
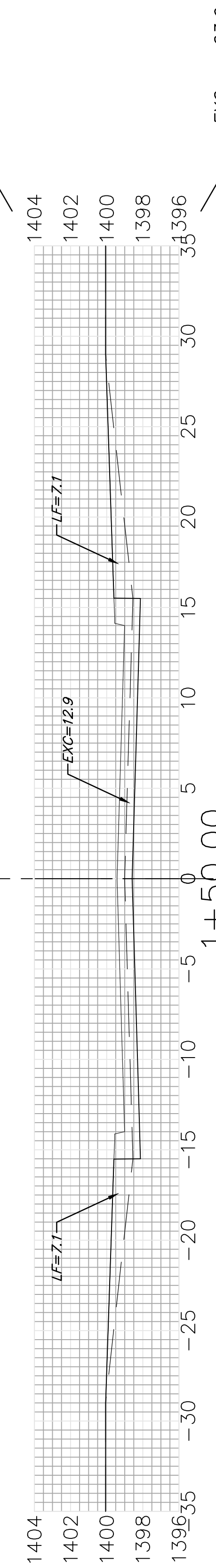


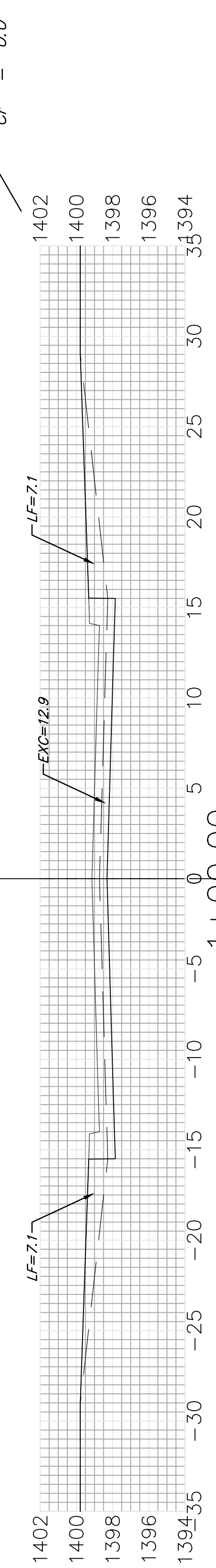
EXC = 13.9
LF = 15.3
CF = 0.0



EXC = 23.9
LF = 26.3
CF = 0.0



EXC = 23.9
LF = 26.3
CF = 0.0



Sheet Totals
Excavation = 61.7 C.Y.
Loose Fill = 67.9 C.Y.
Compacted Fill = 0.0 C.Y.

	Baughman Company, P.A. 315 Ellis St. Wichita, KS 67211 P 316-262-7271 F 316-262-0144	
	ENGINEERING SURVEYING PLANNING LANDSCAPE ARCHITECTURE	
PROJECT NUMBER	SHEET	
STRoss.dwg	27 OF 29	

BRACKEN CT.
(LOTS 49-55, BLOCK D)