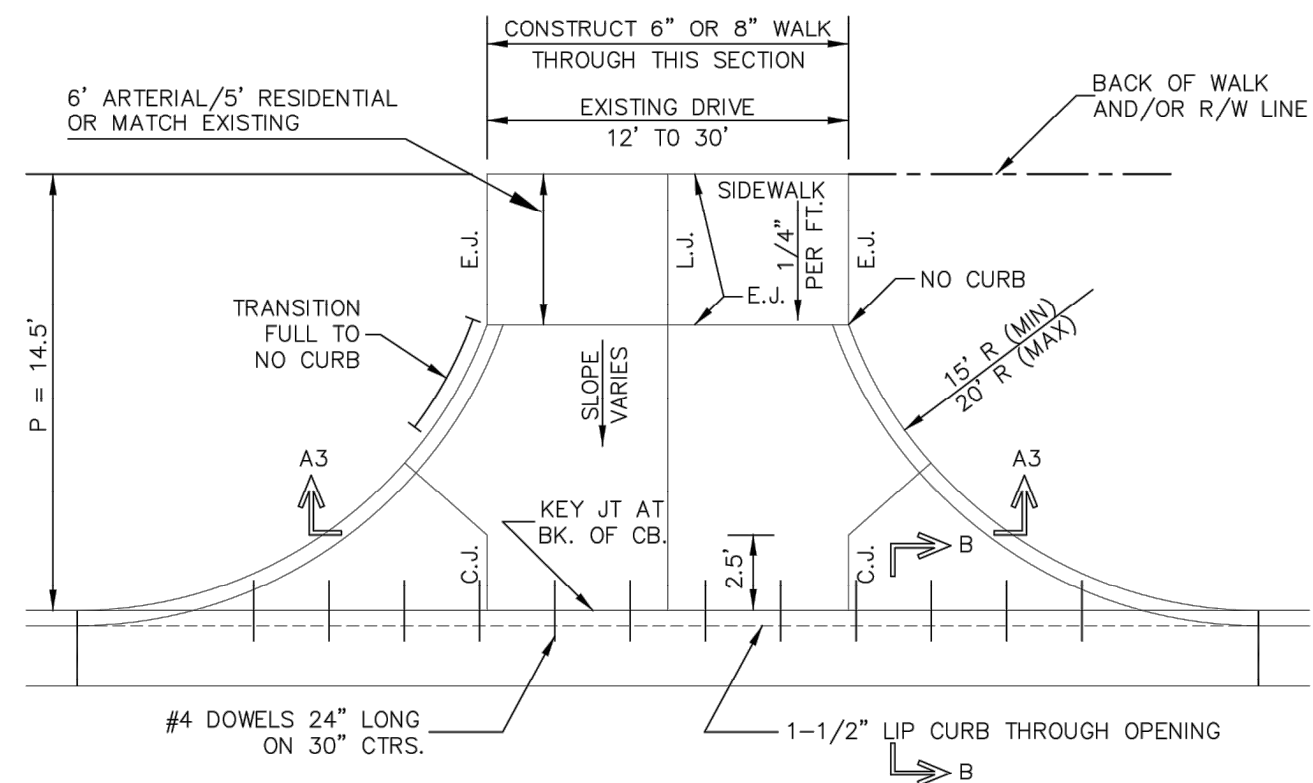
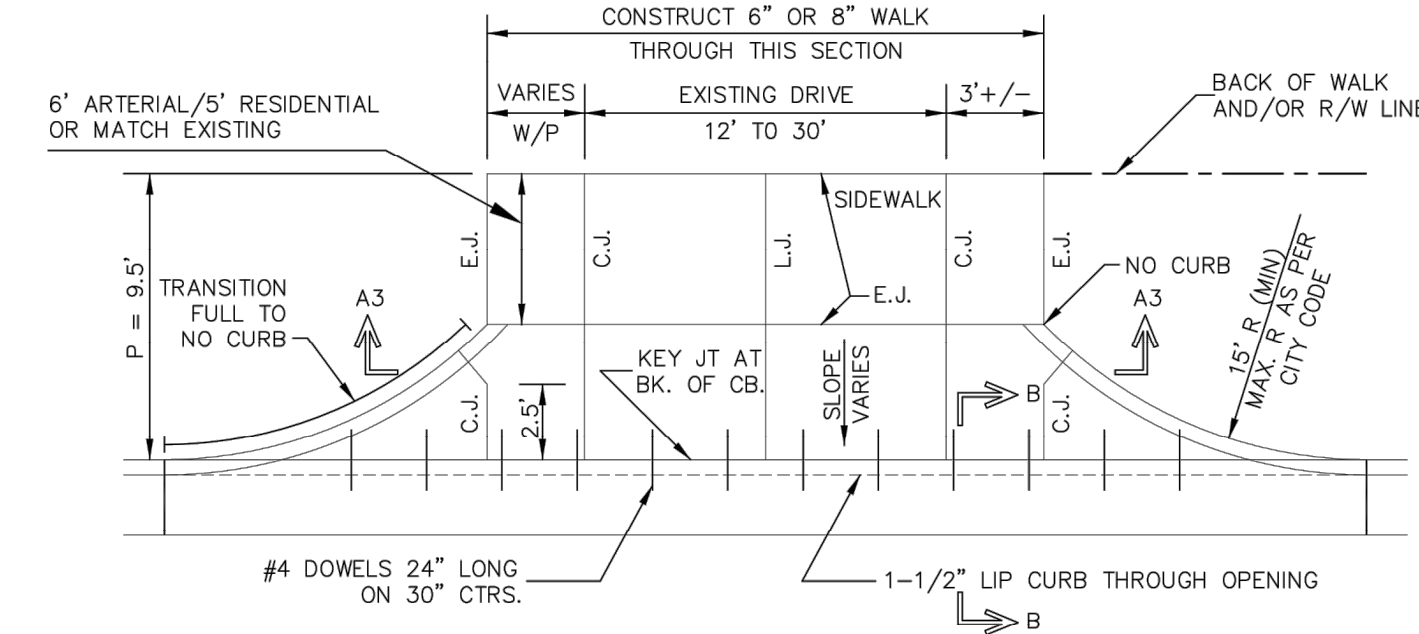


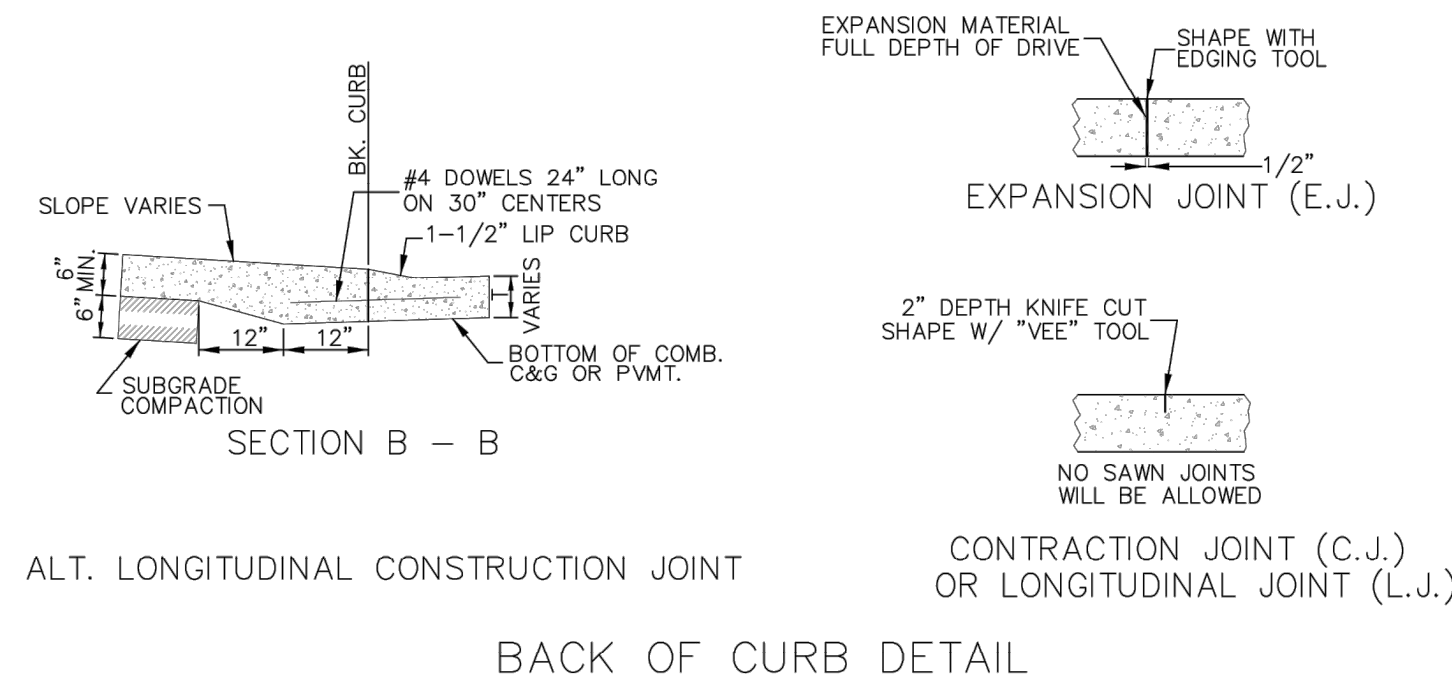
FULL RADIUS DRIVES (ARTERIAL/COLLECTOR DRIVEWAY)



FULL RAMP DRIVES (P = 4.0' & 6.5')



RADIUS RAMP DRIVES (RESIDENTIAL DRIVEWAY)



ALT. LONGITUDINAL CONSTRUCTION JOINT
BACK OF CURB DETAIL
CONTRACTION JOINT (C.J.) OR LONGITUDINAL JOINT (L.J.)

GENERAL NOTES

1. DRIVEWAY CONSTRUCTION DETAILED ON THIS SHEET IS FOR USE WITH FULL HEIGHT STREET CURBS AND IN AREAS WITHOUT FULL WALK CONSTRUCTION IN THE PARKING. SEE OTHER DETAIL SHEETS FOR DRIVEWAY CONSTRUCTION WITH ROLL CURB AND/OR FULL WALK.
2. ONE LONGITUDINAL JOINT SHALL BE CONSTRUCTED ALONG THE CENTERLINE OF DRIVES HAVING A WIDTH DIMENSION OF 24' OR LESS. TWO LONGITUDINAL JOINTS SHALL BE CONSTRUCTED WITH EQUAL SPACINGS NOT TO EXCEED 10' FOR DRIVES WITH A WIDTH DIMENSION GREATER THAN 24'.
3. DRIVEWAY WIDTH DENOTED AS WIDTH ON THE DETAIL DRAWINGS SHALL BE A MINIMUM OF 12' AND A MAXIMUM OF 30'. THE MAXIMUM OPENING FOR RADIUS TYPE DRIVES WITH CURBS THROUGH THE RADIUS SHALL NOT EXCEED 52' AT THE STREET CURB LINE.
4. CONTRACTION JOINT SPACING IN THE DRIVEWAY WALK SECTION SHALL BE A MINIMUM OF 3' AND A MAXIMUM OF 6' AND ARE TO BE EQUALLY SPACED WITHIN THIS RANGE. WALK SECTION SHALL BE CONSTRUCTED TO THE SAME THICKNESS AS THE DRIVEWAY.
5. ADDITIONAL THICKNESS OF DRIVE AS INDICATED IN THE DRAWINGS WILL NOT BE PAID FOR DIRECTLY AND THIS COST SHALL BE INCLUDED IN THE UNIT PRICE BID FOR THE DRIVEWAY CONSTRUCTION.
6. ONE HALF INCH EXPANSION JOINTS SHALL BE INSTALLED WHEREVER DRIVE CONSTRUCTION ABUTS SIDEWALK. ONE HALF INCH EXPANSION JOINTS SHALL ALSO BE INSTALLED ALONG THE PROPERTY LINE AND/OR BACK OF WALK LINE WHEN DRIVE CONSTRUCTION ALONG THIS LINE ABUTS CONCRETE PARKING LOTS OR CONCRETE DRIVE EXTENSION.
7. DRIVEWAYS ONLY ON RESIDENTIAL PROPERTIES ONLY CAN BE CONSTRUCTED WITH 6" IN THICKNESS AND CAN BE WITHOUT REINFORCEMENT.
8. ALL DRIVEWAYS TO NONRESIDENTIAL PROPERTY SHALL BE A MINIMUM OF 8" IN THICKNESS AND SHALL HAVE REINFORCEMENT WITH 6"x12", W4xW4.

REVISED: NOVEMBER 2015



STANDARD DRIVE ENTRANCES FULL HEIGHT CURB		
CITY ENGINEER GARY JANZEN, P.E.		
PROJECT NUMBER 472-84010	OCA NUMBER 706913	DATE 07/2018
CITY ENGINEER'S OFFICE CITY HALL - SEVENTH FLOOR 455 NORTH MAIN STREET WICHITA, KANSAS 67202-1620 (316) 268-4501		SHEET 28