FHWA REG. NO.	STATE	KDOT PROJECT NUMBER	YEAR	SHEET NO.	TOTAL SHEETS
7	KS	XX X-XXXX-XX	2020	1	15

STATE OF KANSAS

DEPARTMENT OF TRANSPORTATION

087 U-2358-01

CCLIP 1R RESURFACING FOR Y2020

PLAN OF PROPOSED PROJECT NO. xx -xxxx-xx

K-15, KTA BRIDGE TO I-135, NB & SB

CITY OF WICHITA, SEDGWICK COUNTY, KANSAS

PROJECT NO. 472 - 2019-085520 OCA XXXXXX

POPULATION = 382,368

Project Scope: Ultra-Thin Bonded Asphalt Surface
Sec 10, TWP 28S, RIE

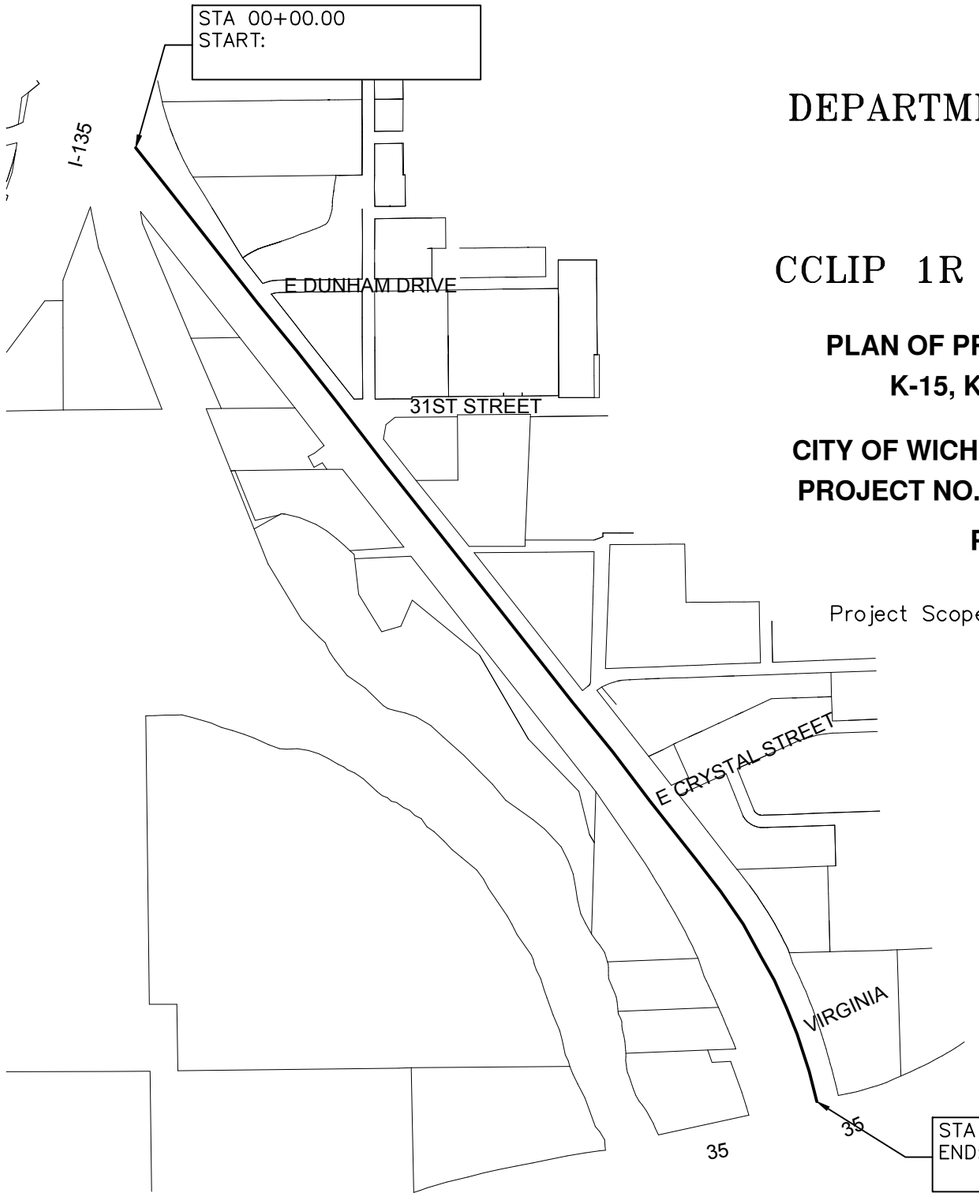

INDEX OF SHEETS

1 TITLE SHEET
~~2 BID ITEM DESCRIPTION~~
3 PLAN & LOCATION
4 SCOPE OF WORK & ~~ESTIMATE OF QUANTITIES~~ BID ITEM DESCRIPTION
5 TYPICAL SECTION & GENERAL NOTES
6 PAVEMENT MARKING PLAN
7–9 PAVEMENT MARKINGS & SIGNING DETAILS
10–15 TRAFFIC CONTROL DETAILS

NOTE: TRAFFIC SHALL BE CARRIED THROUGH CONSTRUCTION.
ACCESS TO ADJACENT PROPERTY SHALL BE MAINTAINED DURING CONSTRUCTION.

CONVENTIONAL SIGNS

COUNTY LINE
CITY LIMITS
STATE OR NATIONAL LINE
TOWNSHIP, SECTION or GRANT LINE
PROPERTY LINE
HIGHWAY FENCE
EXISTING FENCE
GUARD FENCE
CONSTRUCTION LIMITS
RIGHT OF WAY LINE
TRAVELED WAY
RAILROADS
CENTER LINE OF PROJECT
TERRACE
CULVERTS
DROP INLET & STORM SEWER
ACCESS CONTROL
POWER POLE
TELEPHONE POLE
MARSH
HEDGE
TREES
PROFILE ELEVATION
STREAM or CREEK

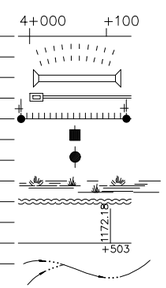

DESIGN DESIGNATION

ADT (2018) = 29,986
% TRUCKS = 4.8%
Posted Speed Limit = 50 MPH

5755 lf

GROSS LENGTH OF PROJECT	XXXX LF
EXCEPTIONS	0.00
ADDITIONS	0.00

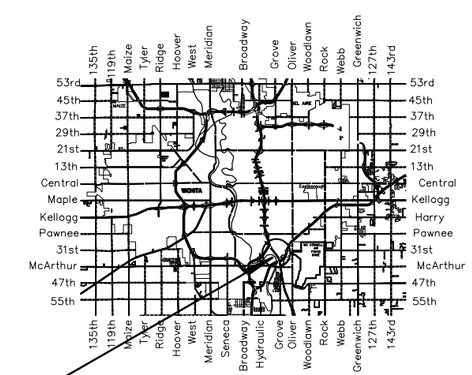

Project Site:
K–15, KTA BRIDGE TO
I–135

LOCATION MAP

CITY OF WICHITA
PUBLIC WORKS & UTILITIES ENGINEERING DIVISION

K-15
FROM KTA BRIDGE TO
I-135 (NB & SB)

CITY ENGINEER
GARY JANZEN, P.E.

PROJECT NUMBER	OCA NUMBER	DATE
472–2019–085520	XXXXXX	XX/XX/XXXX

CITY ENGINEER'S OFFICE
CITY HALL, 7TH FLOOR
455 NORTH MAIN STREET
WICHITA, KANSAS 67202–1620
(316) 268–4501

TITLE SHEET

SHEET 1 OF 15

DRAWN: Apr. 2019 PREPARED BY: A.P. ROSAS
K:\KLINK\2020 CCLIP\2020 TITLE SHEET.DWG

SCOPE OF WORK

Ultrathin Bonded Overlay

Work on Project: ~~Asphalt mill and overlay~~, concrete base repair and pavement markings.

Temperature Restrictions: Work on this project shall not begin until the air temperature as measured in the shade reaches a minimum of 50°F for a minimum of three (3) consecutive days or the Engineer has given prior permission to begin work. Working days will not be charged until the outside air temperature allows work on the project by meeting the 50°F temperature requirements as stated previously.

~~The Mill and Overlay work on this project consists of cold milling a nominal 2 inches (unless otherwise noted) of asphalt street surface. All milled surfaces will have 2 inches of BM2 (PG 70-28) asphalt overlaid. Any milling on the turn lanes shall be considered as part of the regular mill and overlay work.~~

Concrete Base Repairs includes the removal and replacement of base pavement, as directed by the Engineer. The quantity bid for base repair is on estimate based upon current conditions. The Inspector will mark repairs after milling. It will consist of complete removal and replacement of the concrete base to a level flush with any milled surface. Concrete base shall be tied in all sides to existing base using No. 4 bars 2'-0" in length, spaced 2' on centers. Dowels must be set with epoxy and shall not be hammered into a smaller diameter hole. Joint spacing shall be no greater than 12 feet, nor less than 6 feet. Base repair shall conform to Section 500 of the City's Standard Specifications. All base repairs, regardless of location, require full-depth saw cuts. All saw cutting will be considered subsidiary to the other bid items.

Thermo-Plastic pavement markings are to be placed as part of this project. All thermo-plastic pavement markings shall be placed within 5 working days of placement of asphalt surface course. The Contractor shall be liable to the City of Wichita liquidated damages of $250 per day for each working day pavement markings remain incomplete.

To prevent delays in construction and more quickly resolve traffic issues, work shall commence within two (2) working days of traffic control being set up, unless operations are delayed due to weather or any other unforeseen circumstances and must be approved by the Engineer. Overlay operations are to commence the day after the base repair concrete cures, unless operations are delayed due to weather or any other unforeseen circumstances and must be approved by the Engineer. The Contractor will reimburse to the City liquidated damages of $250 per day for each calendar day that work has not started beyond the 2 working day grace period.

To protect underlying pavement layers and limit disruption of traffic, it is imperative that all milled asphalt surfaces be overlaid with asphalt as soon as possible. Therefore, unless the overlaying operations are delayed due to cure time of concrete base patches, or otherwise approved by the Engineer, all milled surfaces shall be covered with new asphalt within three (3) working days of the initiation of milling operations on a particular location. The Contractor will reimburse to the City liquidated damages of $250 per day for each calendar day that milled surfaces remain unfinished beyond the three (3) working day grace period.

All attempts shall be made to keep traffic off of milled surfaces prior to being overlaid with new asphalt. Transition tapers will be provided at the start and finish of each milled area if traffic is allowed on the milled surface. All manholes, water valves, gas valves, and any other utility manholes or ducts shall also have tapers provided. Tapers shall be maintained while traffic is allowed on any milled surface and shall be cleaned up prior to being overlaid. All tapers shall be incidental to the various bid items of work.

Traffic Control shall be set up and maintained according to latest MUTCD Standards. All traffic devices not adhering to this shall be removed and replaced within 4 hours of notification. The Contractor will reimburse to the City liquidated damages of $250 per day for each calendar day that traffic devices are not replaced within 4 hours of notification. A traffic control contact person must be available on a 24-hour a day basis. On residential streets each home in the neighborhood needs to be notified of the approximate dates of construction and scope of the project and there should be traffic signs warning drivers of construction and slow down signs while construction takes place. All traffic control items are incidental to the bid item "Traffic Control".

ELECTRONIC MESSAGE BOARDS will be used with this project. Message boards will be placed one week (7 days) in advance of placing traffic control to notify of lane closures. Message boards will remain up during construction notifying which lane is closed ahead.

Work on the Ultrathin Bonded Asphalt Surface shall follow KDOT specifications in section 613 of the standard specifications.

BID ITEM DESCRIPTION

Line No.	KDOT Code	Bid Item Description	Quantity	UM	Unit Price	Extension	
		Ultrathin Asphalt overlay (Type B) (PG70-28)	2,179	tn	100.00	217,900.00	
		Cold Milling Asphalt Surface (1" Nom.)	930	sy	8.00	7,440.00	
		Reinf Conc. Base Repair (10")	250	sy	180.00	45,000.00	
		6" White or Yellow Pvmt. Markings (Thermo-plastic)	26,550	lf	1.15	30,532.50	
		24" White or Yellow Pvmt. Markings (Thermo-plastic)	66	lf	2.75	181.50	
		Turn Arrow Pvmt. Markings (Thermo-plastic)	6	ea	150.00	900.00	
		Traffic Control	1	ls	80,000.00	80,000.00	
		Construction Subtotal				$381,954.00	
		Engineering & Inspection				54,000.00	
		Administration				9,536.00	
		Publication				200.00	
		Water Dept				0.00	
		Contingency				0.00	
		Total Estimated Cost				$445,690.00	

Just have the quantities and UM in this table.

CITY OF WICHITA
PUBLIC WORKS & UTILITIES ENGINEERING DIVISION

K-15
FROM KTA BRIDGE TO I-135 (NB & SB)

CITY ENGINEER
GARY JANZEN, P.E.

PROJECT NUMBER	OCA NUMBER	DATE
472-2019-085520	XXXXXX	XX/XX/XXXX

CITY ENGINEER'S OFFICE
CITY HALL, 7TH FLOOR
455 NORTH MAIN STREET
WICHITA, KANSAS 67202-1620
(316) 268-4501

SCOPE OF WORK & BID ITEM DESCRIPTION

SHEET 4 OF 15

FHWA REG. NO.	STATE	KDOT PROJECT NUMBER	YEAR	SHEET NO.	TOTAL SHEETS
7	KS	XX X-XXXX-XX	2020	3	15

K-15 FROM KTA BRIDGE TO I-135, NB & SB

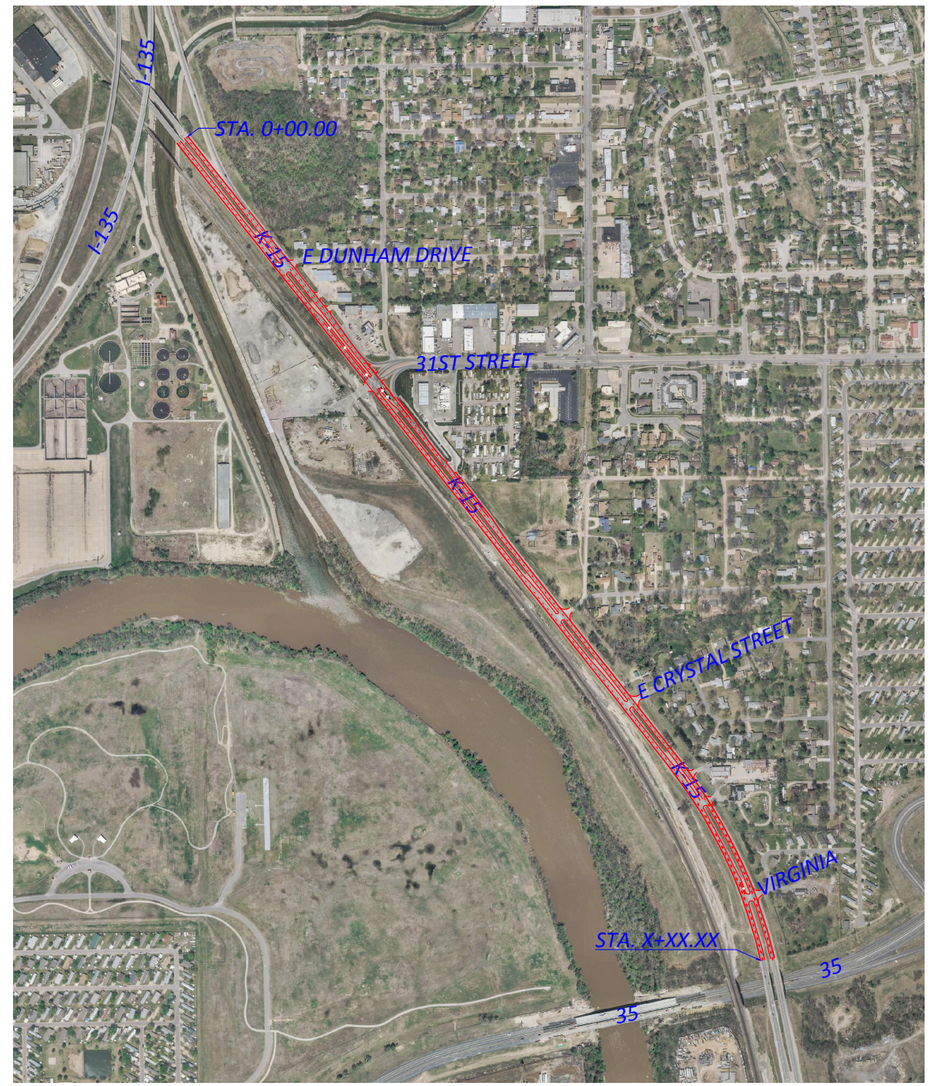

CITY OF WICHITA
PUBLIC WORKS & UTILITIES ENGINEERING DIVISION

K-15
FROM KTA BRIDGE
TO I-135(NB & SB)

CITY ENGINEER
GARY JANZEN, P.E.

PROJECT NUMBER	OCA NUMBER	DATE
472-2019-085520	XXXXXX	XX/XX/XXXX

CITY ENGINEER'S OFFICE
CITY HALL, 7TH FLOOR
455 NORTH MAIN STREET
WICHITA, KANSAS 67202-1620
(316) 268-4501

PLAN & LOCATION

SHEET
3 OF 15

DRAWN: April 2019 PREPARED BY: A.P. ROSAS
K:\KLINK\2020 CCLIP\2020 PLAN & LOCATION.DWG

FHWA REG. NO.	STATE	KDOT PROJECT NUMBER	YEAR	SHEET NO.	TOTAL SHEETS
7	KS	XX X-XXXX-XX	2020	5	15

TYPICAL SECTION & GENERAL NOTES

IN AREAS OF UNSUITABLE SUB-GRADE, THE ENGINEER MAY DIRECT THE CONTRACTOR TO EXCAVATE A PORTION OF SUCH UNSUITABLE SUB-GRADE AND REPLACE IT WITH CRUSHED CONCRETE. WHEN SO REQUIRED THE COSTS OF ALL EXCAVATION, HAULING, PLACING, AND COMPACTION SHALL BE CONSIDERED SUBSIDIARY TO ALL OTHER BID ITEMS.

Base Bid - Transition milling with Ultrathin Bonded Overlay (Type B) (PG 70-28)

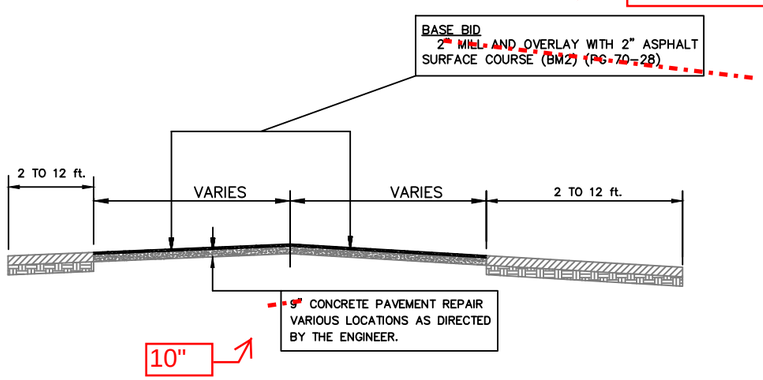

K-15 FROM KTA BRIDGE TO I-135 (NB & SB)

STA 0+00 TO STA XX+XX

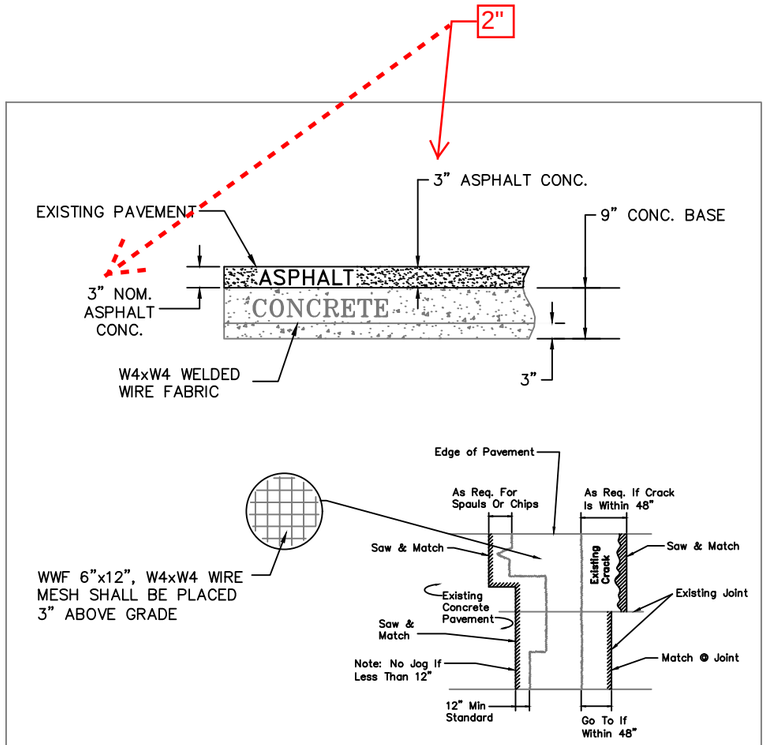

FULL DEPTH PATCH REPAIR

No. 4 BARS 2'0" LONG IN LENGTH SHALL BE DRILLED AND EPOXYED INTO THE CONCRETE PATCH AT 2'0" CENTERS WITH A MINIMUM OF 2 BARS IN ANY PATCH SIDE.

WWF 6"x12", W4xW4 WIRE MESH SHALL BE PLACED 3" ABOVE GRADE.

GENERAL NOTES:

*ALL CONCRETE PAVEMENT REPAIR SHALL BE DONE IN ACCORDANCE WITH SECTION 500 OF THE CITY OF WICHITA STANDARD SPECIFICATIONS.

DUE TO HIGH TRAFFIC VOLUMES THE CONTRACTOR WILL BE REQUIRED TO PERFORM WORK AS FOLLOWS: ONE LANE OF TRAFFIC MAY BE CLOSED FOR BASE REPAIR. ONCE TRAFFIC CONTROL IS PLACED, WORK MUST PROCEED CONTINUOUSLY WITH THE EXCEPTION OF WEATHER OR CURE DAYS. ANY CHARGEABLE WORK DAY WITH NO ACTIVITY, THE CONTRACTOR WILL BE CHARGED LIQUIDATED DAMAGES OF $250 PER DAY.

MINIMUM SIZE OF CONCRETE PATCHES ARE 6' x 12'. CONCRETE USED FOR PATCHES MUST MEET OR EXCEED 3,500 PSI COMPRESSIVE STRENGTH BEFORE OPENING. A MIX DESIGN MUST BE SUBMITTED AND APPROVED PRIOR TO START OF CONSTRUCTION BY THE ENGINEER.

CITY OF WICHITA
PUBLIC WORKS & UTILITIES ENGINEERING DIVISION

K-15
FROM KTA BRIDGE TO I-135 (NB & SB)

CITY ENGINEER
GARY JANZEN, P.E.

PROJECT NUMBER	OCA NUMBER	DATE
472-2019-085520	XXXXXX	XX/XX/XXXX

CITY ENGINEER'S OFFICE
CITY HALL, 7TH FLOOR
455 NORTH MAIN STREET
WICHITA, KANSAS 67202-1620
(316) 268-4501

TYPICAL SECTION AND GENERAL NOTES

SHEET 5 OF 15

FHWA REG. NO.	STATE	KDOT PROJECT NUMBER	YEAR	SHEET NO.	TOTAL SHEETS
7	KS	XX X-XXXX-XX	2020	6	15

PAVEMENT MARKING
K-15, FROM KTA BRIDGE TO I-135 (NB & SB)
STA. 00+00.00 TO STA. XX+XX

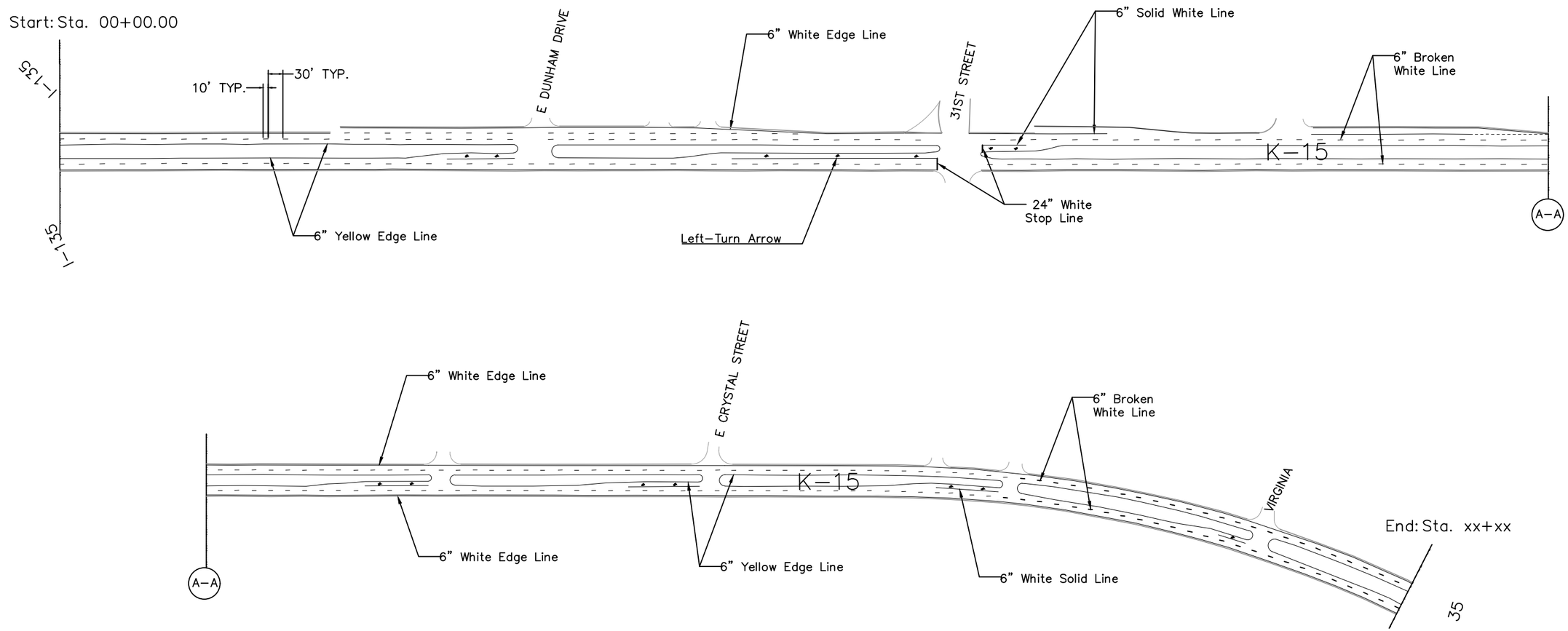

CITY OF WICHITA
PUBLIC WORKS & UTILITIES
ENGINEERING DIVISION

K-15
FROM KTA BRIDGE
TO I-135(NB & SB)

CITY ENGINEER
GARY JANZEN, P.E.

PROJECT NUMBER	OCA NUMBER	DATE
472-2019-065520	XXXXXX	XX/XX/XXXX

CITY ENGINEER'S OFFICE
CITY HALL, 7TH FLOOR
455 NORTH MAIN STREET
WICHITA, KANSAS 67202-1620
(316) 268-4501

PAVEMENT MARKING PLAN

SHEET
6 OF 15

DRAWN: Apr 2019 PREPARED BY: A.P. ROSAS
K:\KLINK\2020 CCLIP\2020 PAVEMENT MARKING PLAN.DWG