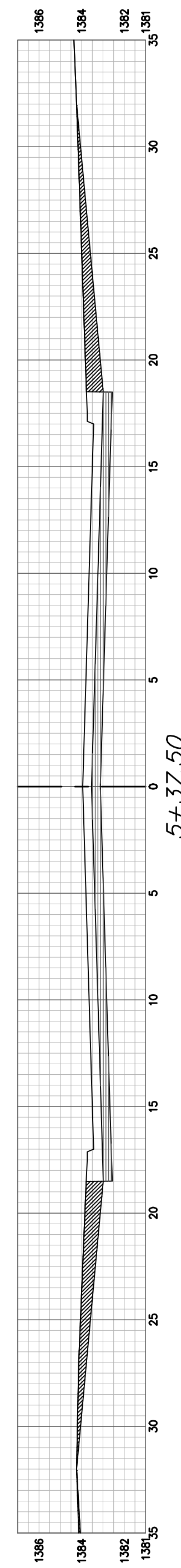
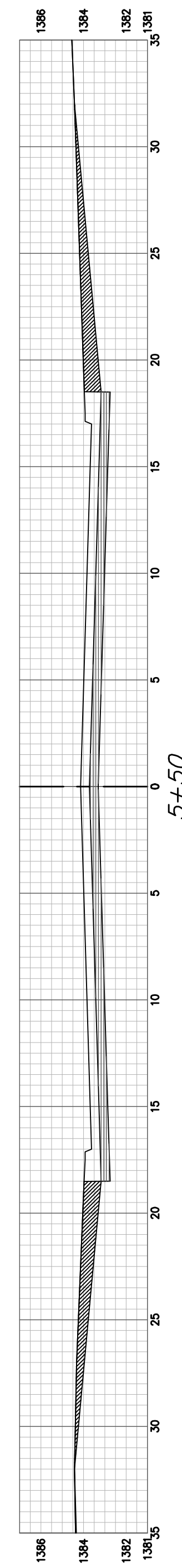
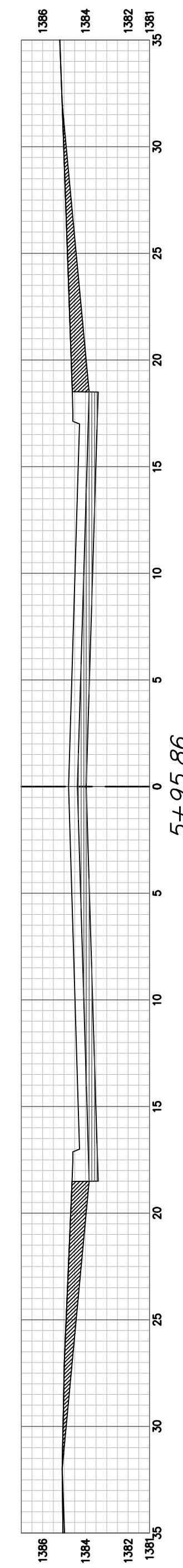
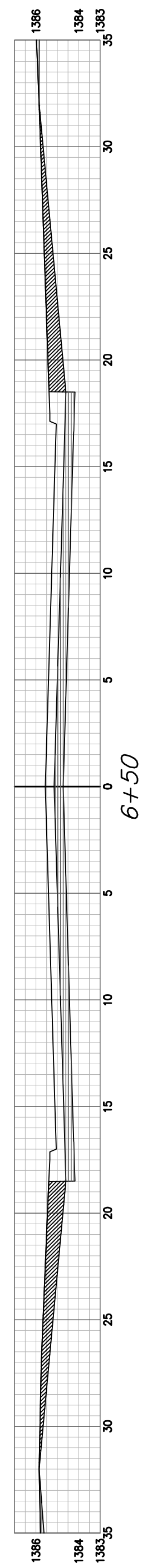
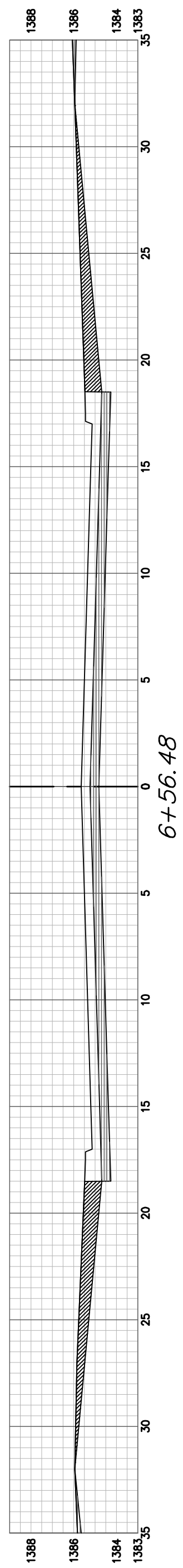
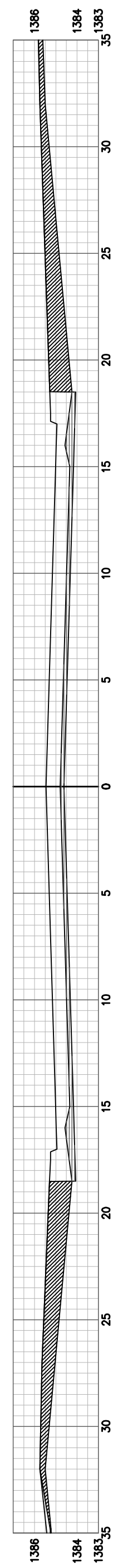


-BRADFORD CL CY Excavation (unadjusted)			
Station	Area	Volume	Total
0+00	17.34	0.00	0.00
0+19.98	17.01	12.71	12.71
0+50	16.48	18.62	31.32
1+10.25	15.46	35.64	66.96
1+50	15.46	22.77	89.73
2+00	15.46	28.63	118.36
2+50	15.46	28.63	147.00
3+00	15.46	28.63	175.63
3+41.03	15.46	23.50	199.13
3+50	15.46	5.14	204.27
3+75.85	15.46	14.81	219.08
4+00	15.46	13.83	232.90
4+50	15.46	28.63	261.54
5+00	15.46	28.63	290.17
5+37.50	15.46	21.48	311.65
5+50	15.52	7.17	318.82
5+95.86	15.58	26.41	345.23
6+50	15.92	31.53	376.76
6+56.48	15.98	3.83	380.59
6+74.60	7.08	7.74	388.32

-BRADFORD CL CY Loose Fill (unadjusted)			
Station	Area	Volume	Total
0+00	9.84	0.00	0.00
0+19.98	10.42	7.32	7.32
0+50	11.39	11.93	19.24
1+10.25	11.79	25.41	44.65
1+50	11.79	17.36	62.01
2+00	11.79	21.83	83.84
2+50	11.79	21.83	105.67
3+00	11.81	21.85	127.52
3+41.03	11.86	17.98	145.51
3+50	11.91	3.95	149.46
3+75.85	11.83	11.36	160.82
4+00	11.73	10.53	171.35
4+50	11.73	21.73	193.08
5+00	11.49	21.50	214.58
5+37.50	11.24	15.78	230.37
5+50	11.14	5.18	235.55
5+95.86	11.14	18.92	254.47
6+50	11.14	22.09	276.55
6+56.48	11.14	2.64	279.20
6+74.60	18.97	10.05	289.24



BRADFORD ST