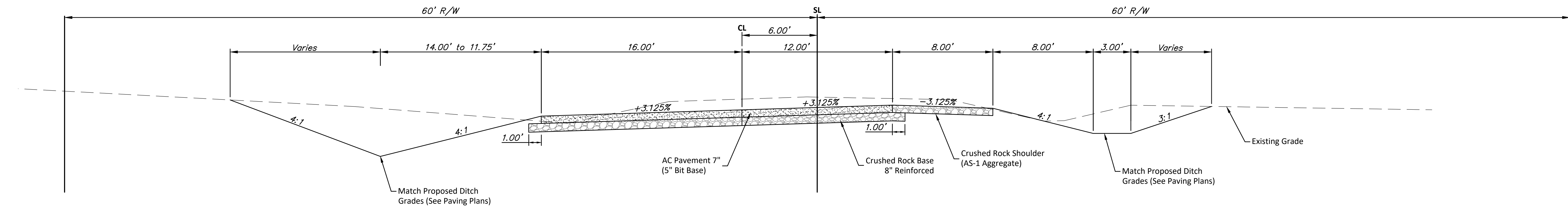


**PAWNEE ST.  
STA. 38+00.00 to 43+50.00**

1" = 4'

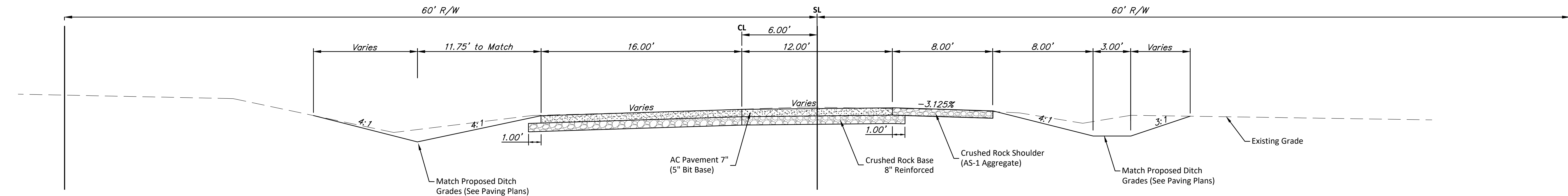
**ROCK SHOULDER SPECIFICATIONS:**  
Follow KDOT Specs (See Section 1113 - Aggregates for Shoulder Construction)

**PAVEMENT SPECS:**  
BM-2  
PG 64-22 (Base)  
PG 70-28 (Surface)



**PAWNEE ST.  
STA. 43+50.00 to 44+00.00**


1" = 4'



**PAWNEE ST.  
STA. 44+00.00 to 44+75.00**

1" = 4'

**BAUGHMAN COMPANY**  
315 Ellis St. Wichita, KS 67211 316-262-7271  
BaughmanCo.com



PAWNEE PAVING (119TH STREET TO 135TH STREET)  
**TYPICAL SECTIONS**  
Sta. 38+00.00 - Sta. 44+75.00  
CAPITAL IMPROVEMENT PROJECT

PROJECT NUMBER: 472-2019-08556  
INTERNAL NUMBER: 19-07-E316  
DESIGN: LP  
DRAWN: LP  
DATE: Feb, 2020  
SHEET  
OF  
**7**  
**73**