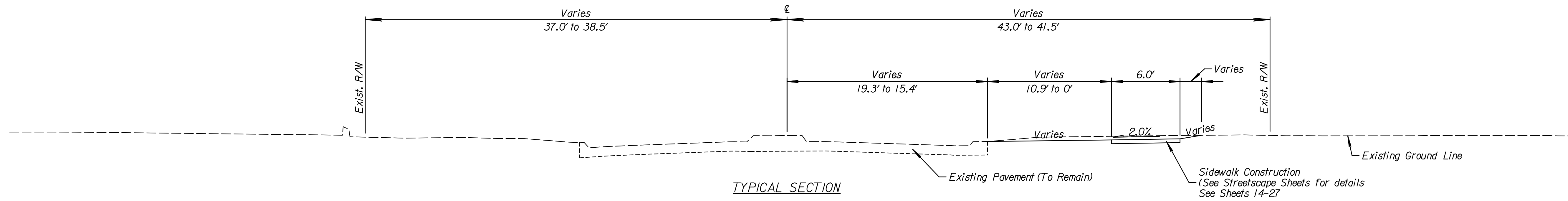


REVISIONS:	MARK	DATE	DESCRIPTION

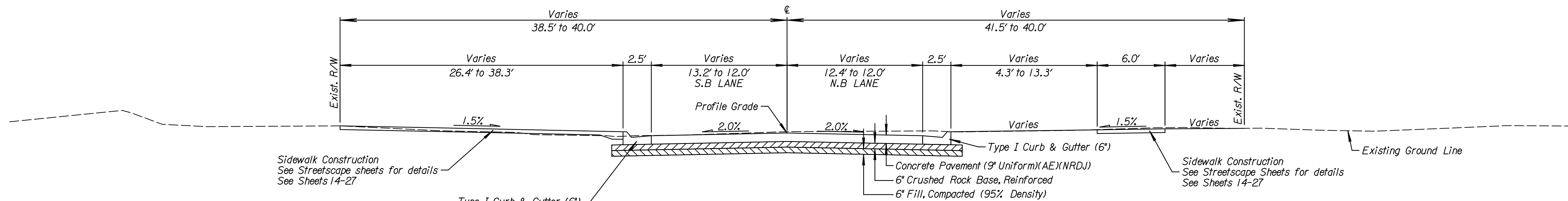
PROJ NO: 472-85463
 SCALE: N.T.S.
 DATE: 6/1/2020
 DESIGNED BY: TAU
 DRAWN BY: TAU
 CHECKED BY: MDB

SHEET TITLE:
SYCAMORE STREET TYPICAL SECTIONS

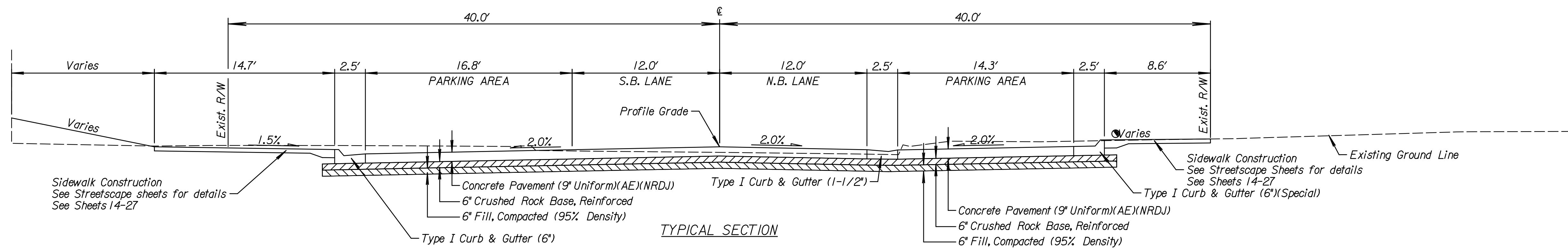
SHEET NO.
4
 SHEET 4 OF 97



TYPICAL SECTION
 SYCAMORE STREET
 Sta. 10+34.60 - Sta. 11+33.72



TYPICAL SECTION
 SYCAMORE STREET
 Sta. 11+33.72 - Sta. 12+23.41



TYPICAL SECTION
 SYCAMORE STREET
 Sta. 12+23.41 - Sta. 13+27.18
 Sta. 14+49.94 - Sta. 16+71.37
 Cross Slope shall not exceed 2%

Note:
 The sections shown are typical. See Plans and Cross Sections for variations.
 Refer to Plans and Cross Sections for R/W and Easement dimensions.
 Bottom 6" of Compaction is SUBSIDIARY. This includes but not limited to the compaction under the crushed rock based and curb & gutter.