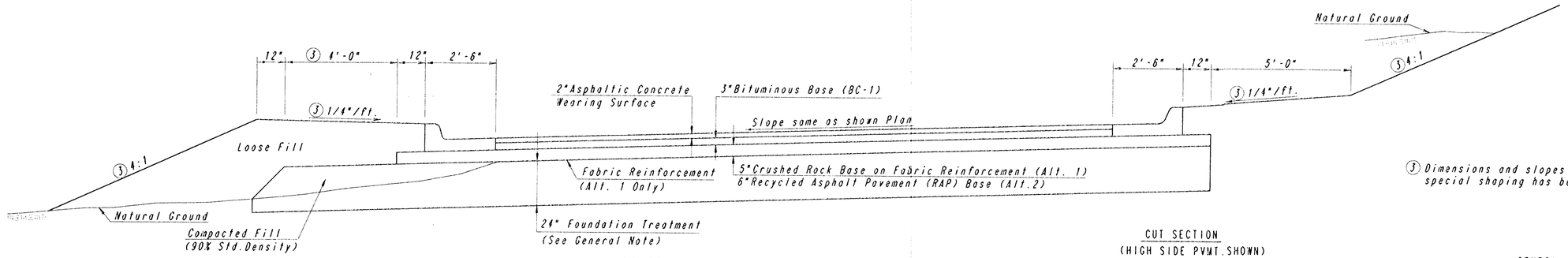

FILL SECTION
(LOW SIDE PVMT.SHOWN)

GENERAL PAVING SECTION

CUT SECTION
(HIGH SIDE PVMT.SHOWN)

③ Dimensions and slopes shall apply except where special shaping has been shown on plan.

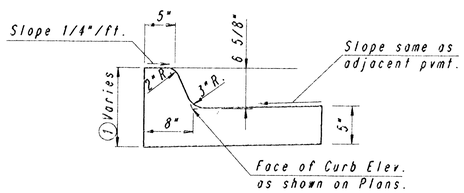

DETAIL B

COMBINED CURB & GUTTER
(LOW SIDE)

① 12" for pavement slope of 3/8"/ft. See Sh. No. for detail when adjacent to concrete sidewalk.

See Sh. No. for detail when adjacent to concrete sidewalk.

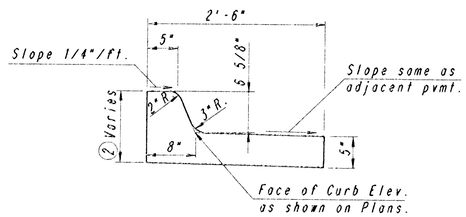

COMBINED CURB & GUTTER
(HIGH SIDE)

② 11 3/8" for pavement slope of 3/8"/ft. See Sh. No. for detail when adjacent to concrete sidewalk.

See Sh. No. for detail when adjacent to concrete sidewalk.

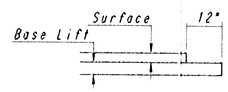

TRANSVERSE CONSTRUCTION JOINT

TRANSVERSE CONSTRUCTION JOINTS SHALL BE CONSTRUCTED IN FLEXIBLE BASE PAVEMENTS AT LOCATIONS WHERE PAVEMENT JOINS EXISTING FLEXIBLE BASE PAVEMENT AS SHOWN BY THE DETAIL. ALL COSTS ASSOCIATED WITH THE CONSTRUCTION OF THE TRNSVERSE JOINT SHALL BE INCLUDED IN THE BID PRICE FOR SQUARE YARDS 5"ASPHALTIC CONCRETE PAVEMENT (3" BITUMINOUS BASE).

GENERAL NOTES

ROCK BASE IS TO BE COMPACTED AND SMOOTHED WITH A STEEL FACED ROLLER PRIOR TO PLACEMENT OF ASPHALT. TACK COAT WILL NOT BE APPLIED TO ROCK BASE.

A TACK COAT OF EMULSIFIED ASPHALT (SC-1H OR CSS-1H) SHALL BE APPLIED AT AN APPROXIMATE RATE OF 0.03 GALLONS PER SQUARE YARD BETWEEN EACH LIFT OF ASPHALT MATERIAL.

BITUMINOUS BASE AND ASPHALTIC CONCRETE WEARING SURFACE SHALL BE PLACED WITH A LAYDOWN MACHINE HAVING AUTOMATIC CONTROLS FOR LINE AND GRADE.

CONSTRUCTION JOINTS IN EACH LIFT SHALL BE STAGGERED A MINIMUM DISTANCE OF ONE (1) FOOT FROM JOINTS IN PRECEDING LIFTS AND PLACED SO THAT A JOINT WILL BE CONSTRUCTED ON THE CENTERLINE OF THE TOP LIFT.

FABRIC BASE REINFORCEMENT SHALL BE BX1100 BY TENSAR CORP. OR LB0201 BY TENAX CORPATION OR APPROVED EQUAL.
FABRIC REINFORCEMENT SHALL BE INSTALLED IN ACCORDANCE WITH MANUFACTURES RECOMMENDATIONS.

CRUSHED ROCK GRADATION REQUIREMENTS
PER CENT OF AGGREGATE RETAINED

2-1/2"	0
3/4"	20-60
#4	50-80
#40	80-94
#200	90-98

ROCK QUANTITY SHALL CONFORM TO THE REQUIREMENTS SPECIFIED BY THE KDOT 1990 EDITION STANDARD SPECIFICATION SUBSECTION 1102 FOR DURIBILITY CLASS I.

FOUNDATION TREATMENT. SUBSUFACE SOILS CONTAINING CONCRETE RUBBLE, WOOD RUBBLE & VARIOUS OTHER FORMS OF FOREIGN SUBSTANCES.
THE CONTRACTOR SHALL UNDERCUT 24" IN CUT SECTIONS & RECONSTRUCT THE PAVEMENT FOUNDATION USING APPROVED CONTRACTOR FURNISHED BORROW. A MINIMUM 24" FOUNDATION (COMPACTED FILL - 90% STD. DENSITY) SHALL BE CONSTRUCTED IN FILL SECTIONS.
IF THE EXTENT OF FOUNDATION WORK IS DETERMINED IN THE FIELD TO BE LESS THAN THE QUANTITY OF CONTRACTOR FURNISHED BORROW BID, THE QUANTITY SHALL BE UNDERRUN.

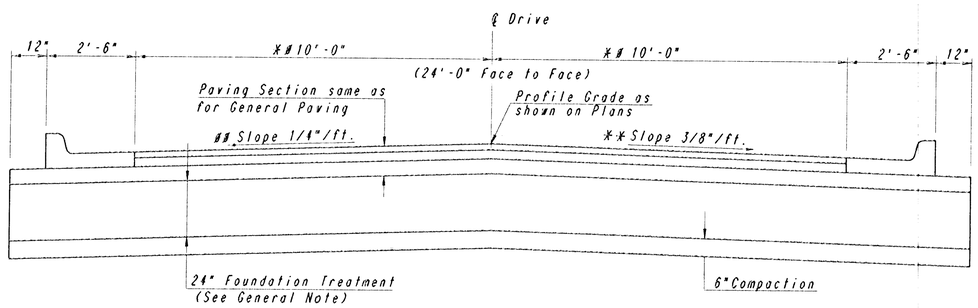

TYPICAL SECTION DRIVE
STA.45+26 TO STA.49+54

* Width left narrows Sta.45+26 to Sta.45+62.69 (See Grading Plan)
# Width left & right varies Sta.48+50 to Sta.49+54
** Slope 1/4"/ft. Sta.46+00 to Sta.48+50, otherwise varies (See Grading Plan)
Transition from reverse crown to normal crown Sta.45+25 to Sta.46+00
#* Slope 3/8"/ft. Sta.46+25 to Sta.48+50, otherwise varies (See Grading Plan)

REV.	DATE	DESCRIPTION



HELLMUTH, OBATA & KASSEBAUM, INC.
DALLAS, TEXAS

PROFESSIONAL ENGINEERING CONSULTANTS, P.A.
WICHITA, KANSAS

BRAD J. GOLDBERG
DALLAS, TEXAS

MID-AMERICA
ALL-INDIAN CENTER
SITE IMPROVEMENTS
CITY OF WICHITA, KANSAS

PAVING DETAILS

PROJECT NO.	ISSUE DATE	SCALE	SHEET
		NO SCALE	P6

PLAN

NOTE BOOK NO.		BY	DATE
	SURVEYED		
	PLOTTED		
	ALIGNMENT CHECKED		
	R/W CHECKED		

DRAWING NAME 36-92005 I.C.Typ.Sect
LOCATION 164 & 279
CENTER COORDINATES
ROTATION ANGLE
DATE LAST WORKED ON: SEPT. 22, 1994
BRENT REMSBERG