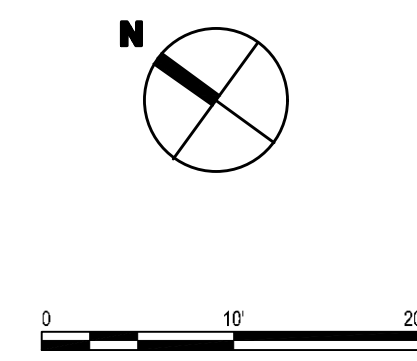


JOINTING PLAN NOTES

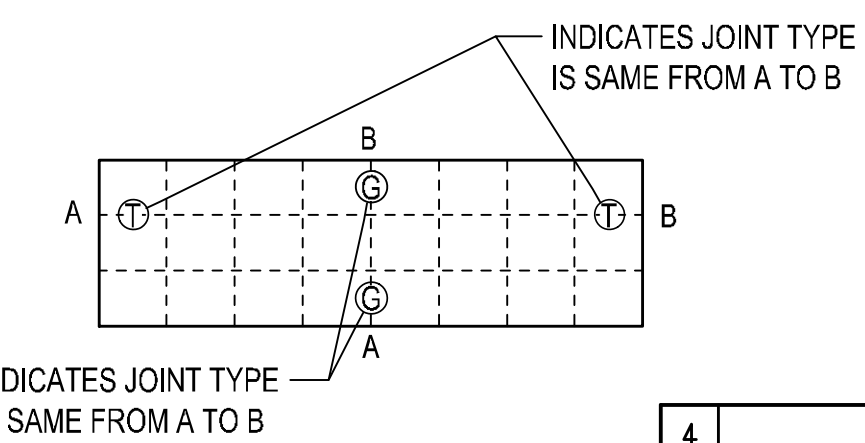
1. SEE JOINT AND JOINT SEALING DETAILS SHEET CG506.
2. ANY ODD SHAPED PANELS CREATED BY EQUIPMENT PAD OR MH/VAULT TOP LOCATIONS SHALL BE REINFORCED WITH 6X6, W4XW4 WELDED WIRE FABRIC OR #3 REBAR AT 12" CENTERS EACH WAY. ISOLATION JOINTS SHALL BE CONSTRUCTED AT ALL STORM SEWER INLETS, EQUIPMENT PADS AND MH/VAULT TOP LOCATIONS, UNLESS OTHERWISE SHOWN ON JOINTING PLAN.
3. ALL STEEL REINFORCEMENT SHALL BE ADEQUATELY SUPPORTED BY APPROVED CHAIRS.
4. ALL NEW CURB AND GUTTER SHALL BE TIED TO PROPOSED CONCRETE WITH #4 X 24" BARS AT 30" CENTERS.
5. CONSTRUCTION JOINTS MAY BE SUBSTITUTED FOR TIED OR UNTIED CONTRACTION JOINTS AT END OF POUR OR EMERGENCY STOPS.
6. JOINTING LAYOUT IS BASED ON CONVENTIONAL FIXED FORM CONCRETE PAVEMENT CONSTRUCTION. ANY VARIATIONS TO JOINTING SHALL BE SUBMITTED TO THE ENGINEER FOR REVIEW AND APPROVAL PRIOR TO CONSTRUCTION.
7. WHERE CURB AND GUTTER IS ADJACENT TO CONCRETE PAVEMENT, JOINTS SHALL BE CONTINUED THROUGH CURB AND GUTTER.
8. ALL JOINTS SHALL BE SEALED.

Saved 03-04-2021 4:10:49 PM by ROY, THOMAS
 Plot Scale 1:1 03-04-2021 4:22:42 PM by ROY, THOMAS
 U:\Wichita-Facility\180537\000\Drawings\Plans\180537-000-CP101





PAVEMENT JOINT LEGEND

| | |
|-------|----------------------------------|
| T | THICKENED EDGE JOINT |
| B | BUTT JOINT |
| D | DOWELED CONSTRUCTION JOINT |
| G | SAWED CONTRACTION JOINT (TIED) |
| GU | SAWED CONTRACTION JOINT (UNTIED) |
| — | EXPANSION JOINT |
| - - - | PAVEMENT JOINT |
| ⊘ | OMIT DOWEL OR TIE BAR |
| ⊙ | PANEL TO BE REINFORCED |



JOINT CALL-OUT CONVENTIONS



| | | | |
|--|------------------------|------------|------------|
| 4 | | | |
| 3 | | | |
| 2 | | | |
| 1 | CONSTRUCTION DOCUMENTS | | 03-04-21 |
| No. | Revision | By | Date |
| CITY OF WICHITA, KANSAS | | | |
| JOINTING PLAN | | | |
| STANDBY POWER GENERATION – SOUTHEAST PUMP STATION | | | |
| Professional Engineering Consultants, P.A. 303 S. TOPEKA • WICHITA, KANSAS 67202 316-262-2691 • FAX 316-262-3003 | | | |
| Designed by | NLS | Job No. | 180537-000 |
| Drawn by | RFT | Checked by | MEB |
| Date | MARCH 2021 | Dwg No. | CP101 |