FHWA REGION NO.	STATE	PROJECT NO.	YEAR	SHEET NO.	TOTAL SHEETS
7	KANSAS	87 N-0061-01	1998	43	91

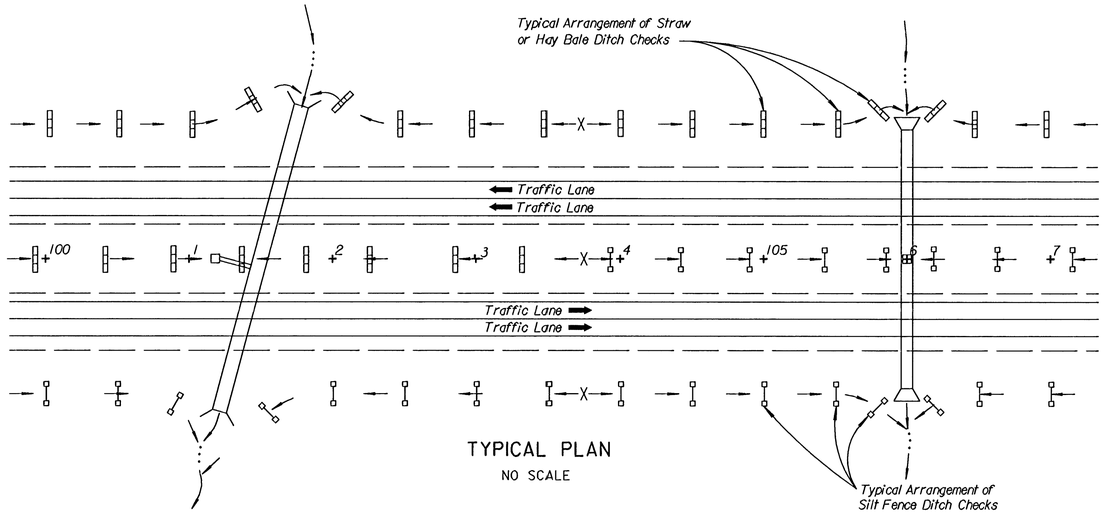

TYPICAL PLAN

NO SCALE

LEGEND OF TEMPORARY DITCH SILT CONTROL METHODS
Silt Fence Ditch Check
Straw or Hay Bale Ditch Check

NOTE: The usage of Straw or Hay Bales or Silt Fence is at the option of the Contractor. The symbols shown in the Typical Plan shall in no way be interpreted nor implied as to the usage of Ditch Check Types.

GENERAL NOTES

STRAW OR HAY BALE NOTES:

1. Place Bales tightly together, with loose straw or hay wedged between Bales to close off any openings.
2. Wood Stakes shall be 50 mm X 50 mm (nom.) x 1 200 mm long (min.)
3. Use as many Bales as necessary to completely block the entire width of ditch flowline, with excess Bale length cut into fore and back slopes.
4. Use as many Bales as necessary on fore and back slopes to insure water does not flow around barrier.
5. Use only twine to bind bales. The use of wire binding is prohibited because it does not readily biodegrade.

SILT FENCE NOTES:

1. Wood Stakes shall be 50 mm x 50 mm (nom.) x 1 200 mm long (min.)
2. Attach Fence Fabric to wood stakes with staples, wire, or nails.
3. Use as many wood stakes as necessary to achieve a maximum spacing of 1 500 mm across ditch cross section.

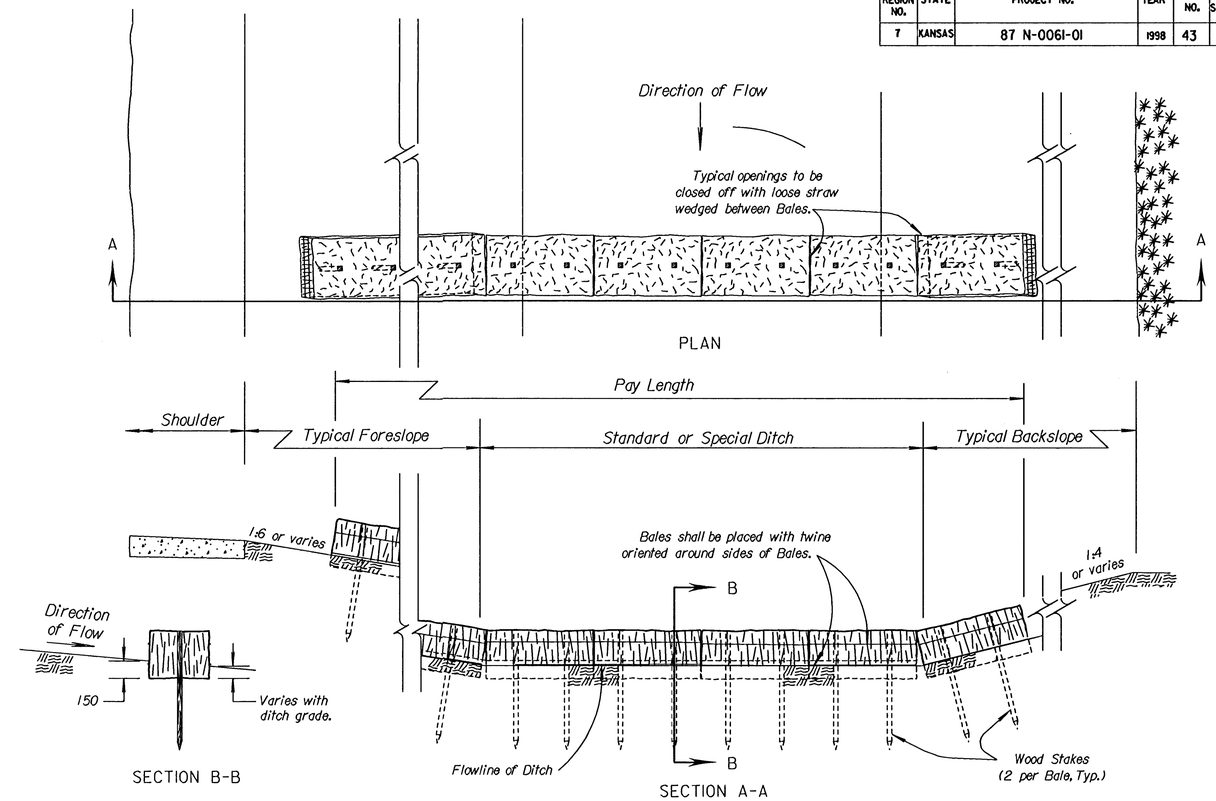

STRAW OR HAY BALE DITCH CHECK

NO SCALE

TEMPORARY DITCH CHECK SPACING	
DITCH ℄ SLOPE (%)	SPACING INTERVAL (METERS)
1.0	61
1.5	41
2.0	31
2.5	24
3.0	20
3.5	17
4.0	15
4.5	13
5.0	12
5.5	12
6.0	11
6.5	9
7.0	9
7.5	8
8.0	8
8.5	7
9.0	7
9.5	6
10.0	6

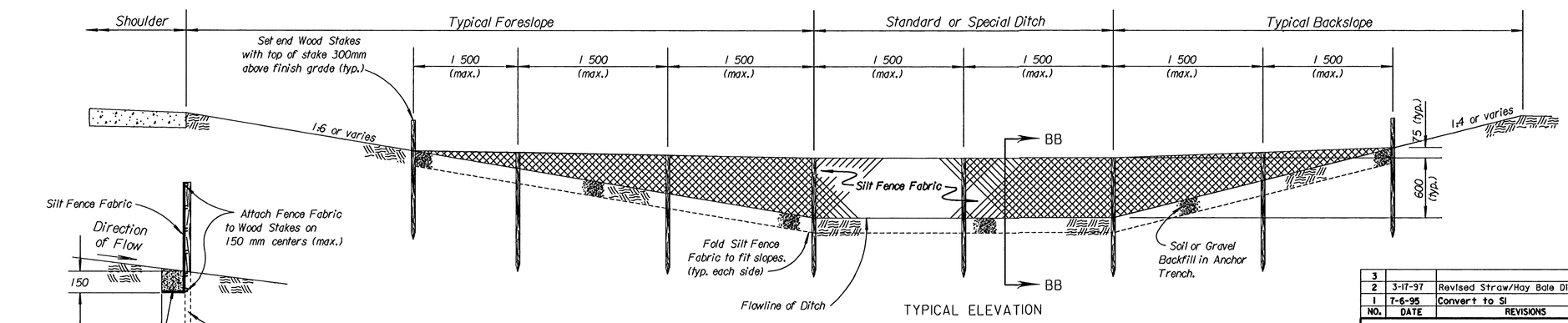

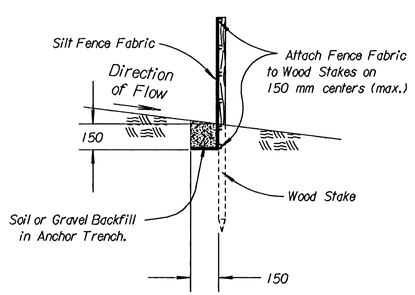

SILT FENCE DITCH CHECK

NO SCALE

NO.	DATE	REVISIONS	BY	APP'D
3				
2	3-17-97	Revised Straw/Hay Bale Ditch Check	WCL	RDR
1	7-6-95	Convert to SI	WCL	RDR

KANSAS DEPARTMENT OF TRANSPORTATION

TEMPORARY PROJECT WATER POLLUTION CONTROL

STRAW OR HAY BALE DITCH CHECKS

SILT FENCE DITCH CHECKS

LA852E SI

F.H.W.A. APPROVAL		4/02/97	APP'D	Richard D. Ross	
DESIGNED	WCL	DETAILED	WCL	QUANTITIES	TRACED DAK
DESIGN CK.	RDR	DETAIL CK.	WCL	QUAN.CK.	TRACE CK. WCL

Drawn By : $$USERNAME$$
DGN File : $$$$$$$$$$$$$$DGN\SPEC$$$$$$$$$$$$$$$$
Plotted : $$$$$$$$$TIME$$$$$$$$ View= PLOT 1