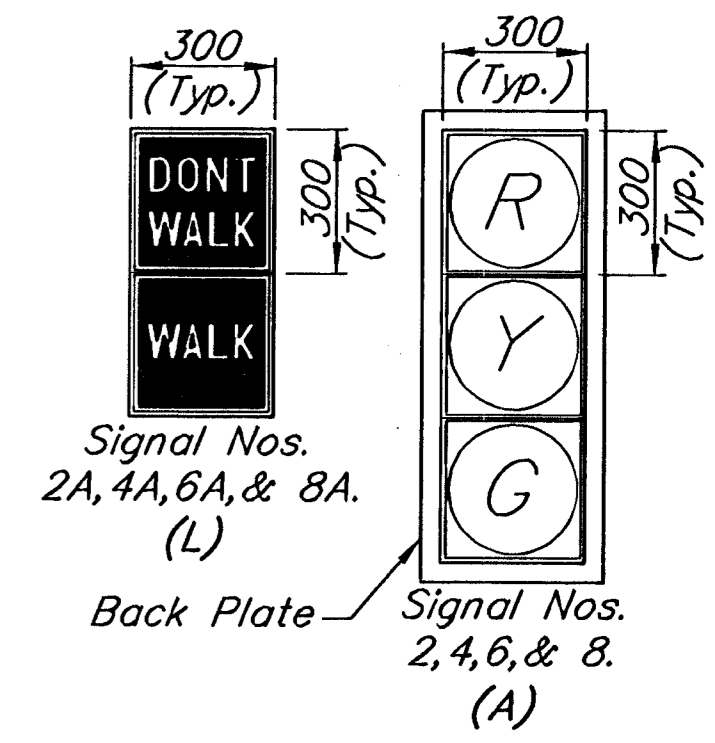
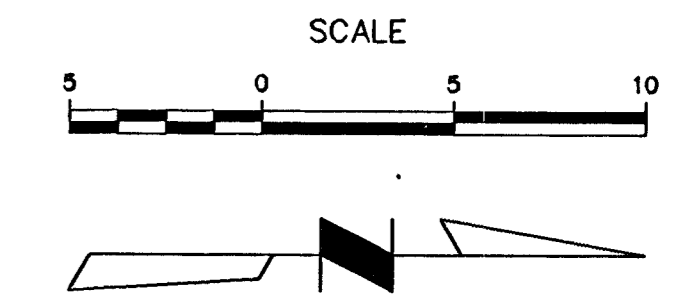


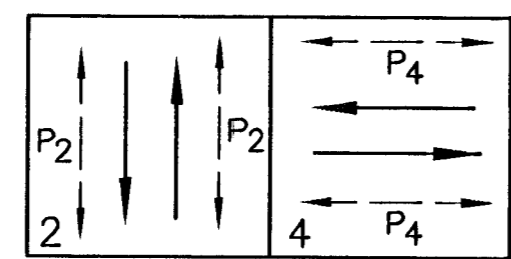
FHWA REGION NO.	STATE	PROJECT NO.	YEAR	SHEET NO.	TOTAL SHEETS
7	KANSAS	87 N-0061-01	1998	51	91



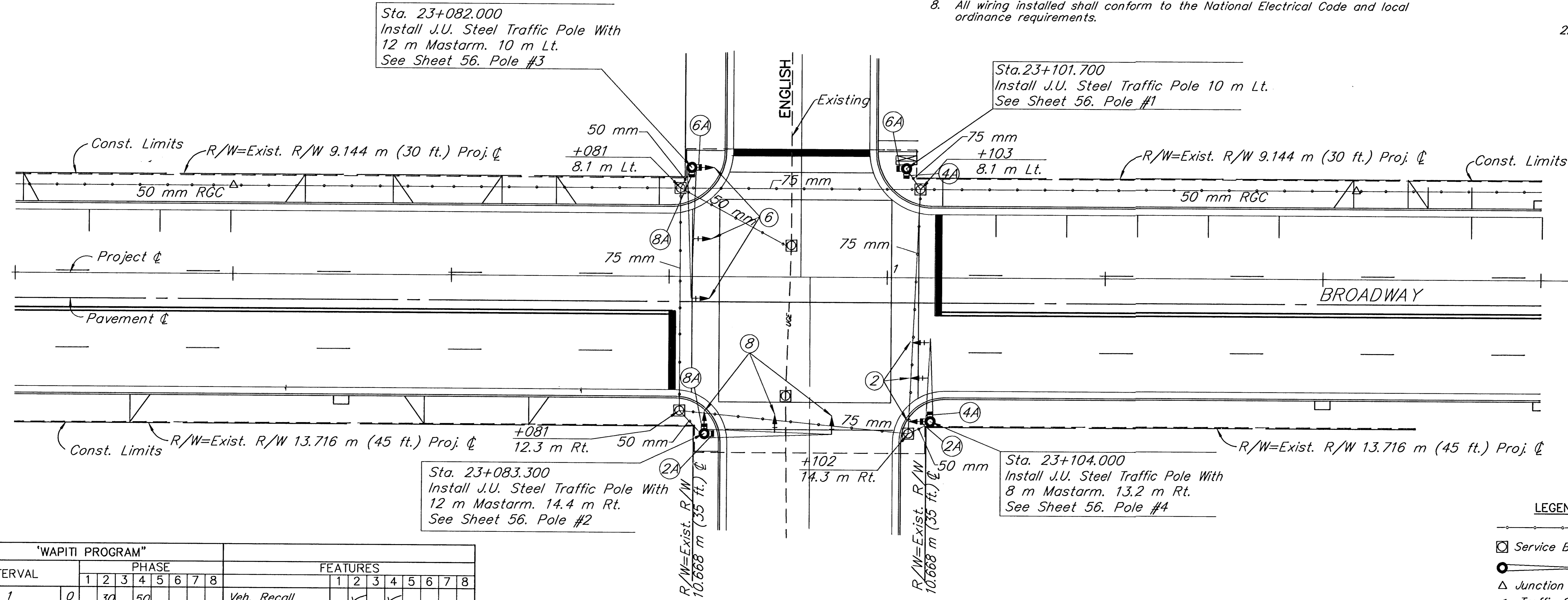
GENERAL NOTES:

- Contractor shall remove existing signals, signal poles, controller, pole bases, and manhole covers to clear new construction. All equipment to be salvaged for the City shall be stored on site for removal by the City. The stored equipment shall be the responsibility of the contractor until the City removes it from the work site.
- Temporary signals will be provided by Contractor. This shall be considered Subsidiary to Traffic Signal Installation.
- Conduits to be pushed or jacked under existing pavement including sidewalks, driveway, etc. unless otherwise noted. Loops may be cut prior to overlay.
- Traffic to be carried through construction. See Traffic Control Plan.
- The Contractor shall contact all utility companies which may be affected by the installation of the traffic signalization prior to any construction.
- Service and junction box placements and conduit runs are typical only and should be adjusted during installation to clear obstructions and facilitate wiring.
- The traffic signal system shall be complete and the Contractor shall furnish and install all equipment necessary for the satisfactory operation of electrical apparatus and for the complete operation of the traffic signal system whether specifically mentioned or not.
- All wiring installed shall conform to the National Electrical Code and local ordinance requirements.

** NOTE: The Contractor shall install a continous communication cable run from the controller at the intersection of Broadway & English to the controller at the intersection of Broadway & William.



PHASE DIAGRAM



Sta. 23+082.000
Install J.U. Steel Traffic Pole With
12 m Mastarm. 10 m Lt.
See Sheet 56. Pole #3

Sta. 23+101.700
Install J.U. Steel Traffic Pole 10 m Lt.
See Sheet 56. Pole #1

Sta. 23+083.300
Install J.U. Steel Traffic Pole With
12 m Mastarm. 14.4 m Rt.
See Sheet 56. Pole #2

Sta. 23+104.000
Install J.U. Steel Traffic Pole With
8 m Mastarm. 13.2 m Rt.
See Sheet 56. Pole #4

LEGEND

- Conduit
- Service Box
- Mastarm with Pole
- △ Junction Box
- ← Traffic Signal Head
- Pedestrian Signal Head
- ←+ Traffic Signal Head with Back Plate
- ⊠ Controller
- Street Name Sign

INTERVAL		'WAPITI PROGRAM'								FEATURES							
		1	2	3	4	5	6	7	8	1	2	3	4	5	6	7	8
Max. 1	0	30	50							Veh. Recall	✓	✓					
Max. 2	1	30	50							Ped. Recall	✓	✓					
Walk	2	5	23							Red Lock							
Fl. Dw.	3	12	12							Yellow Lock							
Max. Init.	4	17	35							ø Permit	✓	✓	✓	✓			
Min. Green	5	16	34							Ped. Phases	✓	✓	✓	✓			
TBR	6	0	0							Lead Phases	✓	✓	✓	✓			
TTR	7	0	0							Dbl. Entry							
										Sequential							
Passage	9	0	0							Start Up Green							
Min. Gap	a	0	0							Overlap A							
Add Act	b	0	0							Overlap B							
Yellow	c	3	3							Overlap C							
Red Clr.	d	1	1							Overlap D							
Red Rev.	e	0	0							Exclusive							
Walk II	f	0	0							Sim Gap							

CITY OF WICHITA
BROADWAY AND ENGLISH
TRAFFIC SIGNALIZATION PLAN

Booker ASSOCIATES INC. OF KANSAS
Wichita Kansas

SCALE Noted DATE DWG. NO. K9542

SURV. PLOT CADD DES. K.M. DR. M.G.C. TR. APP. CKD. K.M. Last Plot-Date: 09/19/97