Sta 1+21.00 SWS Line 8
BL Sta 74+45.03 20.13' Rt.*
Install 1-Type 1 Inlet MH
(Sheet CV 3.3)
Top=111.55
FI(W)=109.15

47.36 L.F. 15" RCP

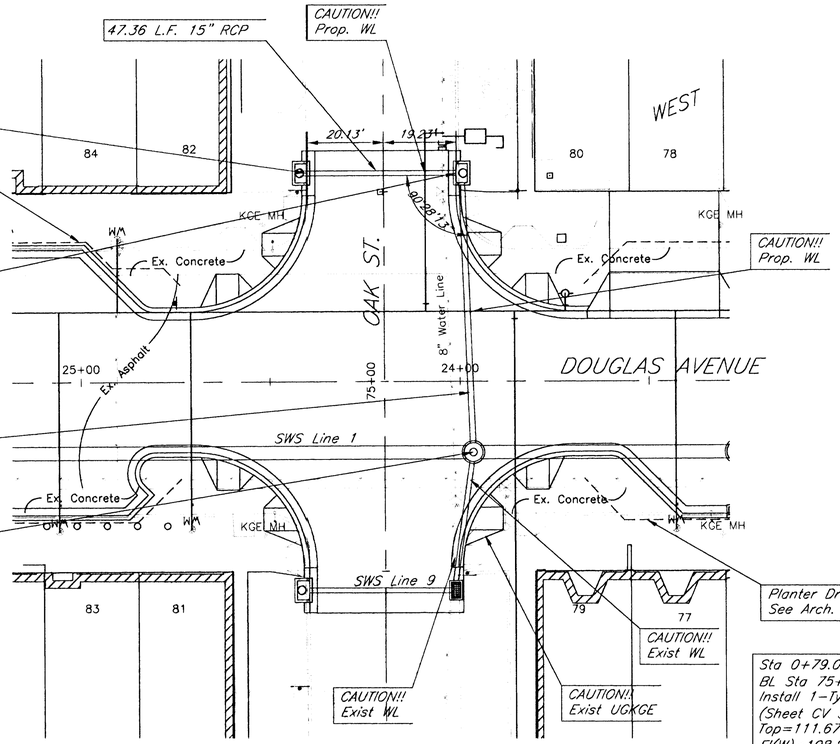
CAUTION!!
Prop. WL

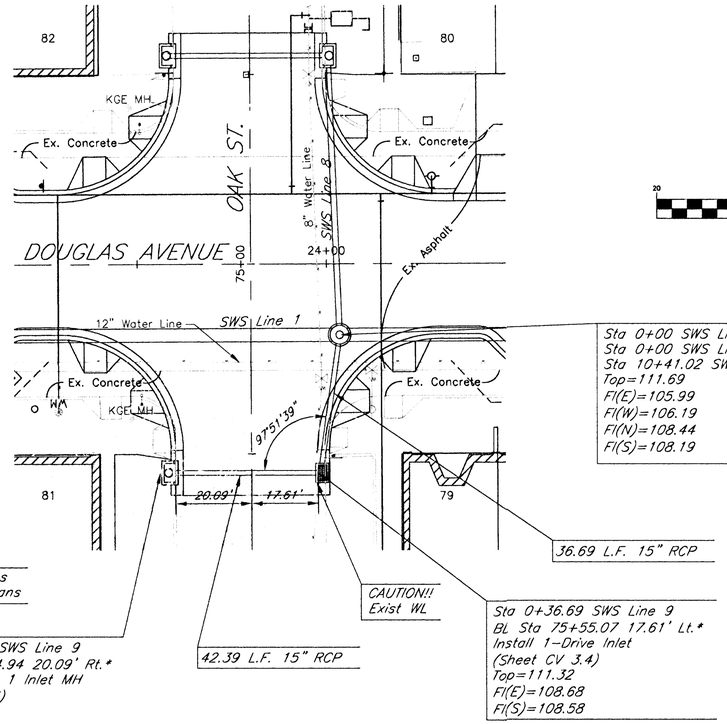
Planter Drains
See Arch. Plans

Sta 0+73.64 SWS Line 8
BL Sta 74+45.06 19.23' Lt.*
Install 1-Type 1 Inlet MH
(Sheet CV 3.3)
Top=111.64
FI(N)=108.74
FI(E)=108.99

73.64 L.F. 18" RCP

Sta 0+00 SWS Line 8=
Sta 0+00 SWS Line 9=
Sta 10+41.02 SWS Line 1
Top=111.69
FI(E)=105.99
FI(W)=106.19
FI(N)=108.44
FI(S)=108.19





Sta 0+79.08 SWS Line 9
BL Sta 75+54.94 20.09' Rt.*
Install 1-Type 1 Inlet MH
(Sheet CV 3.3)
Top=111.67
FI(W)=108.84

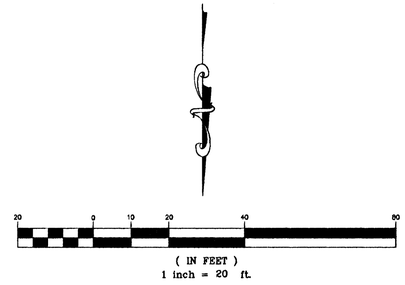
42.39 L.F. 15" RCP

Sta 0+00 SWS Line 8=
Sta 0+00 SWS Line 9=
Sta 10+41.02 SWS Line 1
Top=111.69
FI(E)=105.99
FI(W)=106.19
FI(N)=108.44
FI(S)=108.19

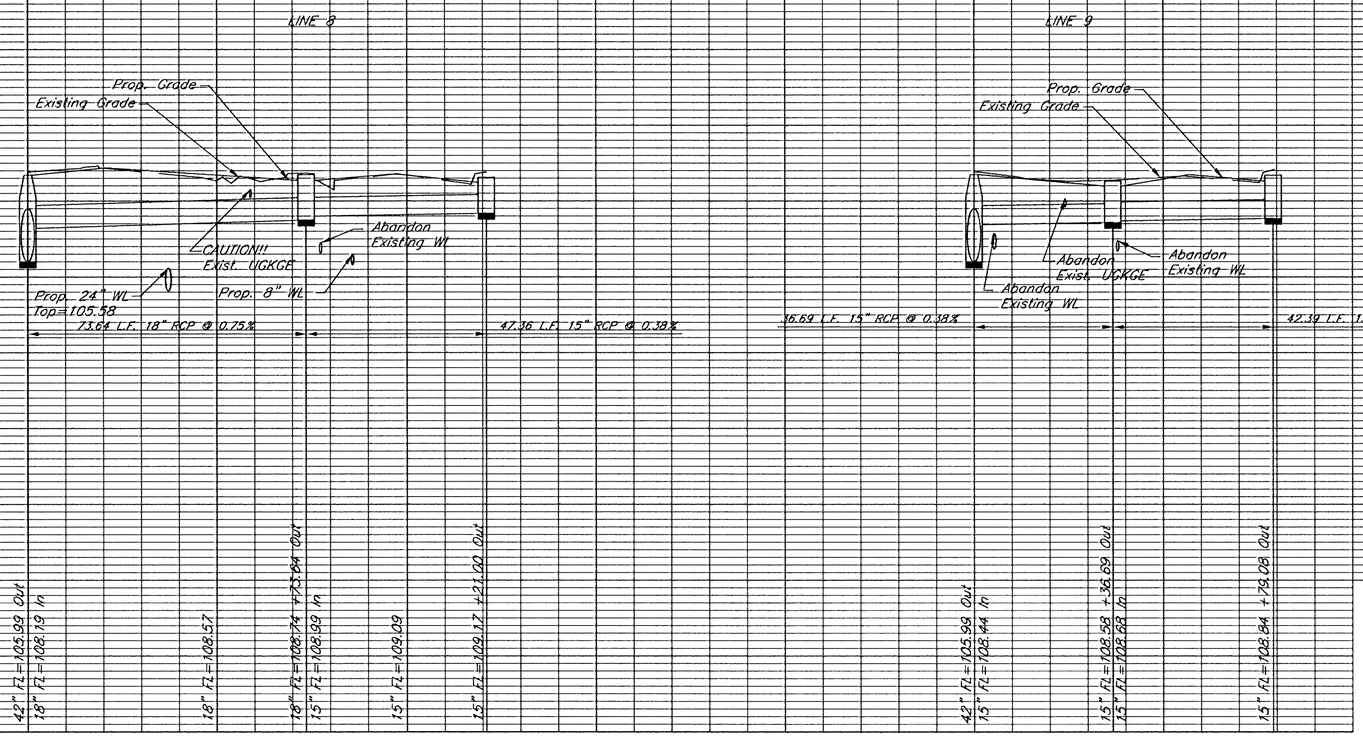
36.69 L.F. 15" RCP

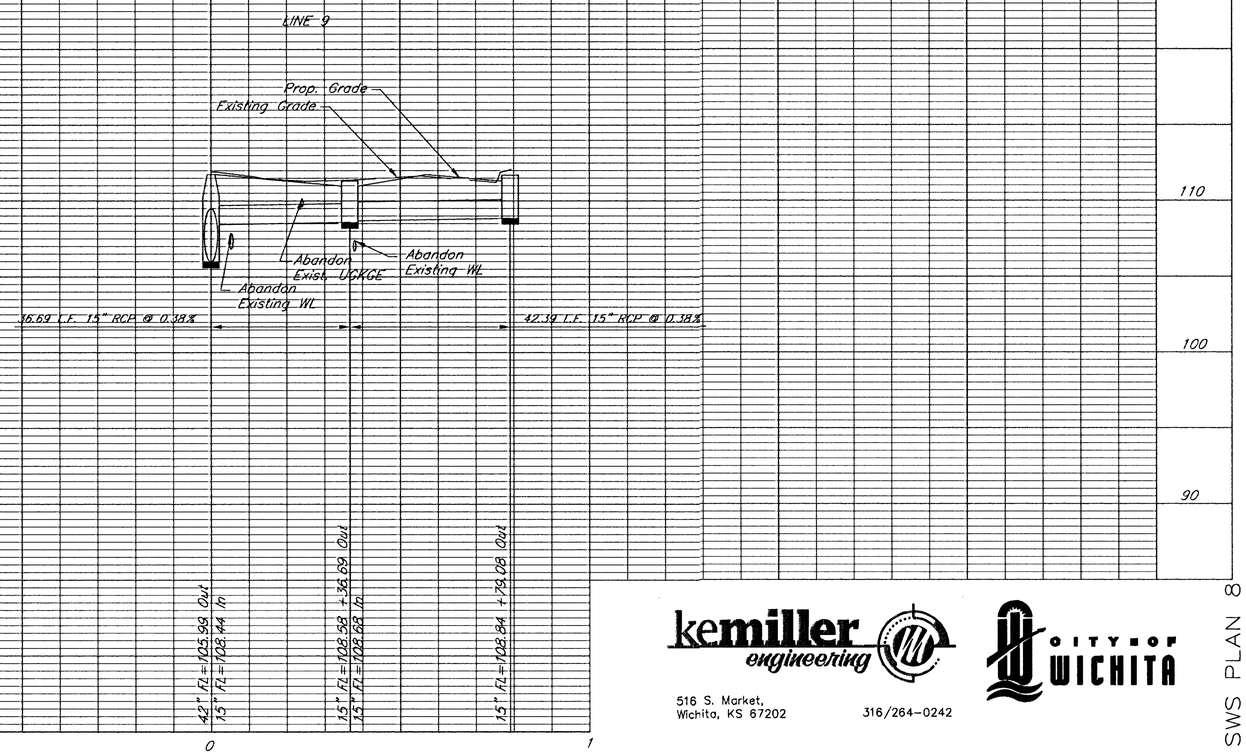
CAUTION!!
Exist WL

Sta 0+36.69 SWS Line 9
BL Sta 75+55.07 17.61' Lt.*
Install 1-Drive Inlet
(Sheet CV 3.4)
Top=111.32
FI(E)=108.68
FI(S)=108.58



* Offset dimension for inlets are measured from the inside face of the box structure nearest the curb to the centerline of the street right of way





McCLUGGAGE VAN SICKLE & PERRY
ARCHITECTS • PLANNERS • LANDSCAPE ARCHITECTS
125 S. WASHINGTON WICHITA, KANSAS 67202
P.O. BOX 748 WICHITA, KANSAS 67201
PH. 316/262-4465 FAX 316/262-4465

WEST DOUGLAS STREETSCAPE
ARKANSAS RIVER TO SENECA
WICHITA, KANSAS

PROJECT NO. 472 83608 OCA: 706846
MVP PROJECT NO. 101008
DATE: August 7, 2002
REVISED: August 30, 2002

SHEET
CV 2.8

SWS PLAN 8

kemiller engineering
516 S. Market,
Wichita, KS 67202
316/264-0242

CITY OF WICHITA