FHWA REGION NO.	STATE	PROJECT NO.	YEAR	SHEET NO.	TOTAL SHEETS
7	KANSAS	87N-0196-01	2001	14	55

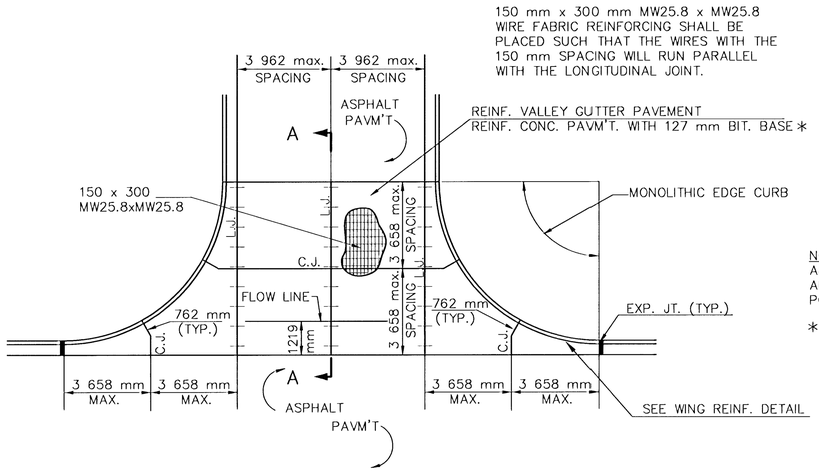

PLAN

REINFORCED VALLEY GUTTER

SCALE: NONE

NOTE:
ALL CONCRETE VALLEY GUTTER REINFORCEMENT SHALL BE ADEQUATELY SUPPORTED BY BAR CHAIRS IN THE REQUIRED POSITION UNLESS APPROVED OTHERWISE BY THE ENGINEER.

*NOT TO BE USED WITH CRUSHED ROCK BASE.

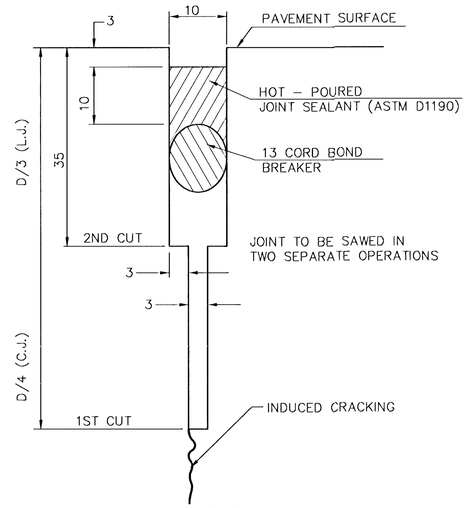

DETAIL "A"

SCALE: NONE

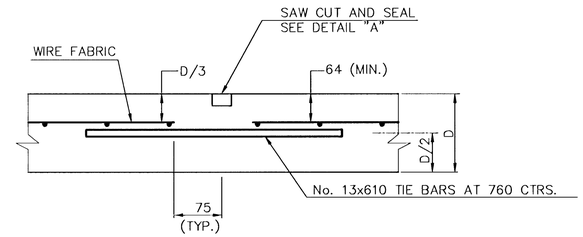

LONGITUDINAL JOINT DETAIL (L.J.)

SCALE: NONE

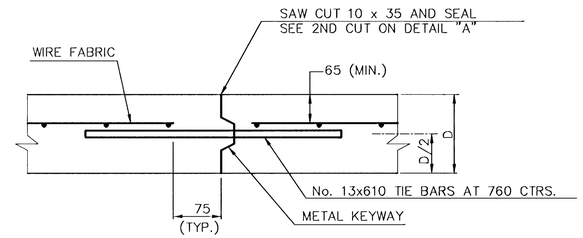

OPTIONAL LONGITUDINAL CONSTRUCTION JOINT (L.J.)

SCALE: NONE (Alternate L.J.)

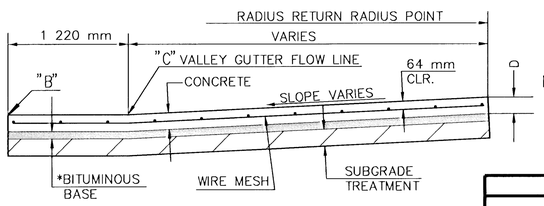

NOTE: Valley gutter concrete pavement shall be of 225 mm uniform thickness, with welded wire mesh. Approximate mass of welded wire mesh= 2.1 kg/m^2.
Where valley gutter, alley, and/or entrance pavement is the only pavement on the project, Class A Concrete (AE) may be used.

SECTION A–A

SCALE: NONE

*NOT TO BE USED WITH CRUSHED ROCK BASE

VALLEY GUTTER SUMMARY

Street	Station	Side	Elev. @ ℄ of Street	Elev. on ℄ of Approach Str. Pt."B"	Pt."C"	Appr. Str. Grade	m^2 Conc. pavt. (225 mm Uniform)	
Rock Rd.	5+386.00	Lt.	51.795	51.602	51.564	51.943	134.35	Dublin

VALLEY GUTTER

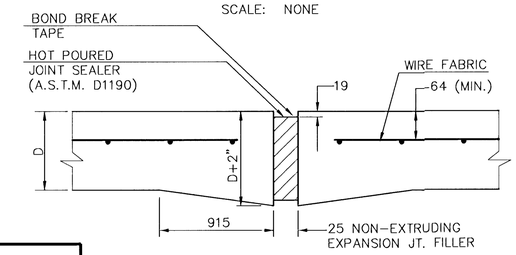

NOTE:
EXTRA THICKNESS TO BE SUBSIDIARY TO PRICE OF PAVEMENT.

EXPANSION JOINT

SCALE: NONE

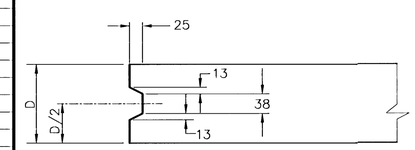

KEYWAY DETAIL

SCALE: NONE

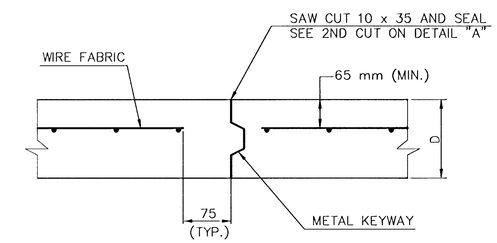

OPTIONAL CONTRACTION CONSTRUCTION JOINT (C.J.)

SCALE: NONE (Alternate C.J.)

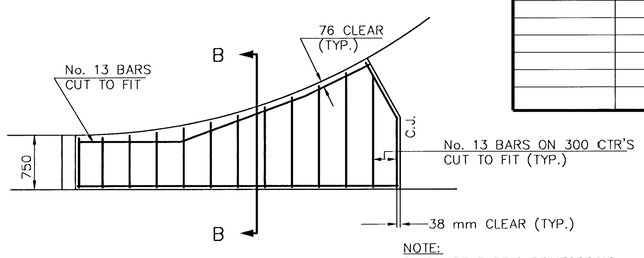

NOTE:
OMIT WIRE FABRIC REINFORCING IN THIS SECTION.

WING REINFORCING DETAIL

SCALE: NONE

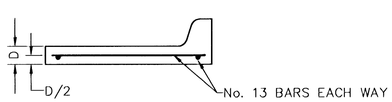

SECTION B–B

SCALE: NONE

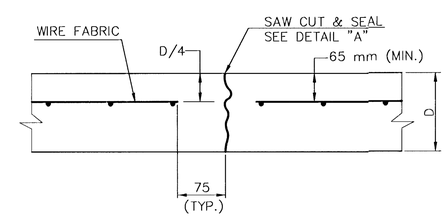

CONTRACTION JOINT DETAIL (C.J.)

SCALE: NONE

LEGEND

C.J. IDENTIFIES CONTRACTION JOINT
L.J. IDENTIFIES LONGITUDINAL JOINT

VALLEY GUTTER & MISC. DETAILS

CITY OF WICHITA, KANSAS

PROJECT NUMBER 87N–0196–01

14 OF 55

H:\CIVIL\98166\METRIC\DETAILS\VGDTLS.DWG Fri May 25 09:25:25 2001