PROJECT NO.	SHEET NO.	TOTAL SHEETS
472-83382	13	33

SCALE: 1" = 10'

6"x12" W4xW4 WIRE FABRIC REINFORCING SHALL BE PLACED SUCH THAT THE WIRES WITH THE 6" SPACING WILL RUN PARALLEL WITH THE LONGITUDINAL JOINT.

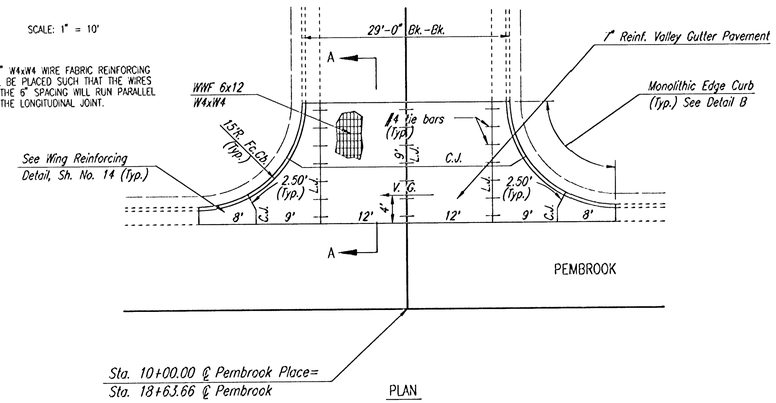

PLAN

REINFORCED VALLEY GUTTER

SCALE: 1" = 10'

6"x12" W4xW4 WIRE FABRIC REINFORCING SHALL BE PLACED SUCH THAT THE WIRES WITH THE 6" SPACING WILL RUN PARALLEL WITH THE LONGITUDINAL JOINT.

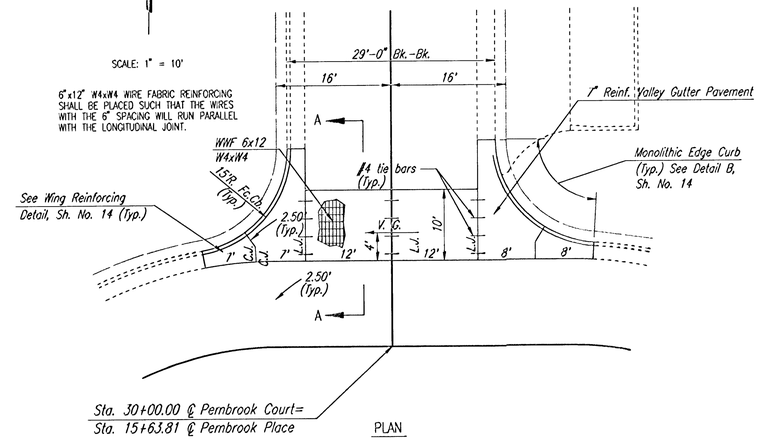

PLAN

REINFORCED VALLEY GUTTER

SCALE: 1" = 10'

6"x12" W4xW4 WIRE FABRIC REINFORCING SHALL BE PLACED SUCH THAT THE WIRES WITH THE 6" SPACING WILL RUN PARALLEL WITH THE LONGITUDINAL JOINT.

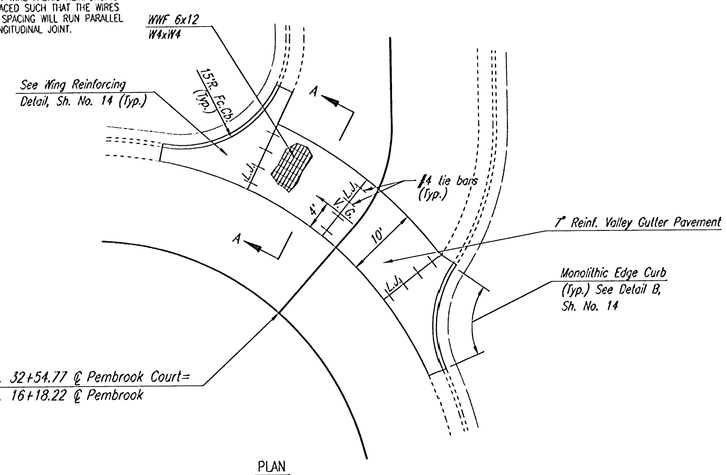

PLAN

REINFORCED VALLEY GUTTER

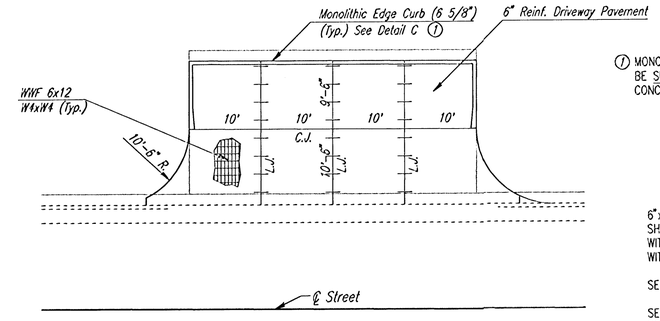

(1) MONOLITHIC EDGE CURB SHALL BE SUBSIDIARY TO "6" DRIVEWAY CONCRETE PAVEMENT".

6"x12" W4xW4 WIRE FABRIC REINFORCING SHALL BE PLACED SUCH THAT THE WIRES WITH THE 6" SPACING WILL RUN PARALLEL WITH THE LONGITUDINAL JOINT.

SEE SHEET NO. 14 FOR JOINT DETAILS.

SEE SHEET NO. 15 FOR ADDITIONAL DRIVE CONSTRUCTION DETAILS.

DRIVEWAY DETAILS

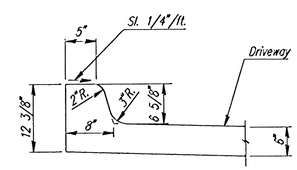

DETAIL C
(6 5/8")

THE COURTS II

VALLEY GUTTER PLAN

Professional Engineering Consultants, P.A.
303 S. TOPEKA • WICHITA, KANSAS 67202
316-262-2691 • FAX 316-262-3003

Designed by	BER	Checked by	
Drawn by	DEP	Date JULY, 2001	Job No. 01256

DSNR: DEP OPER: DEP SCALE: 1=10.00
Q:\2001\01256\000\VALGUTPLAN 08-29-2001 02:43:58 pm