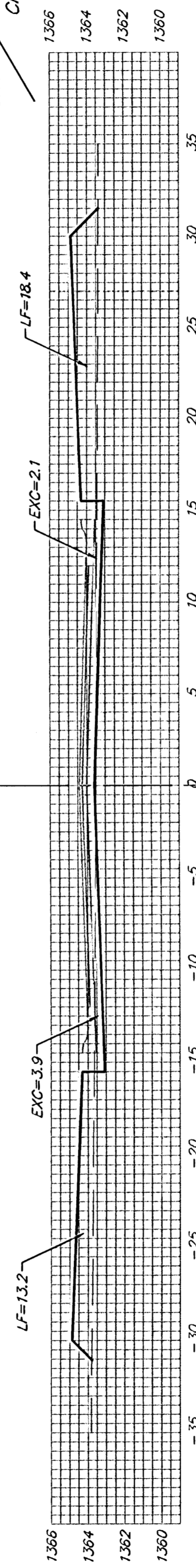


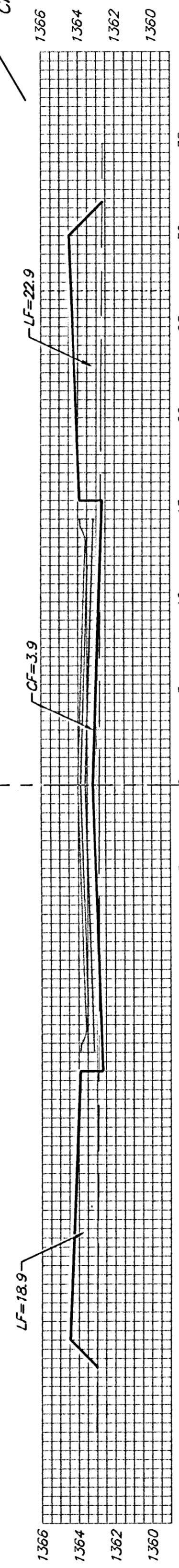
9.11'

3+09.11



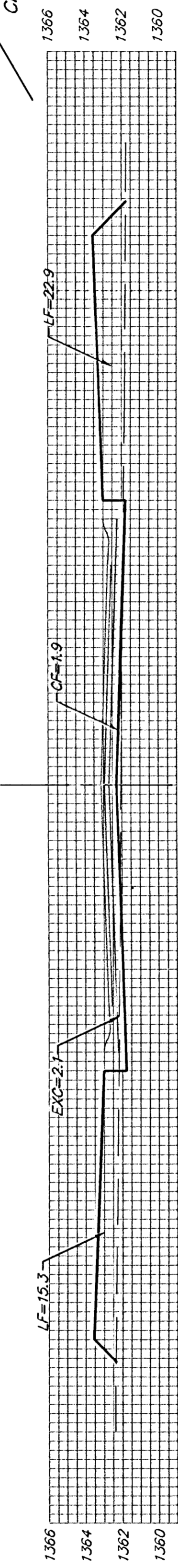
50.00'

3+00



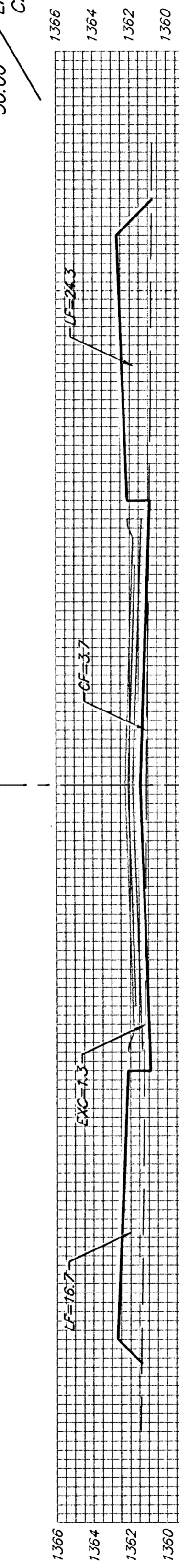
50.00'

2+50



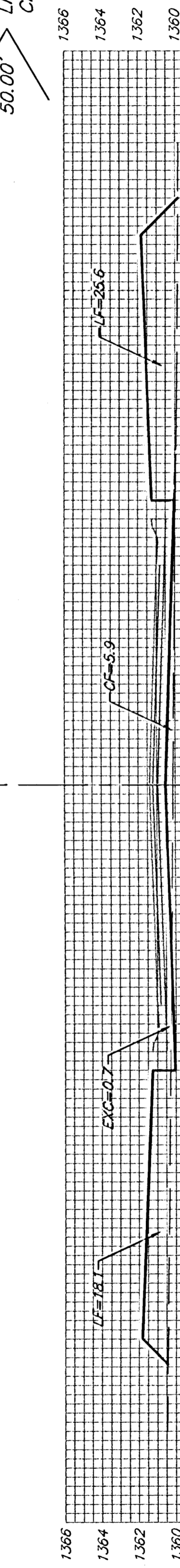
50.00'

2+00



50.00'

1+50



1+00

Sheet Totals:
 Excavation = 15.4 C.Y.
 Loose Fill = 303.6 C.Y.
 Compacted Fill = 23.1 C.Y.

B
 Baughman
 Baughman Company, P.A. 315 Ellis St. Wichita, KS 67111 P3162627711 F3162621049
 ENGINEERING | SURVEYING | PLANNING | LANDSCAPE ARCHITECTURE
 PROJECT NUMBER 47284264 SHEET 39 OF 44
 FalconFallZedVPh1VX8 05-10-E376

KITE CT. (LOTS 31-41, BLOCK A)