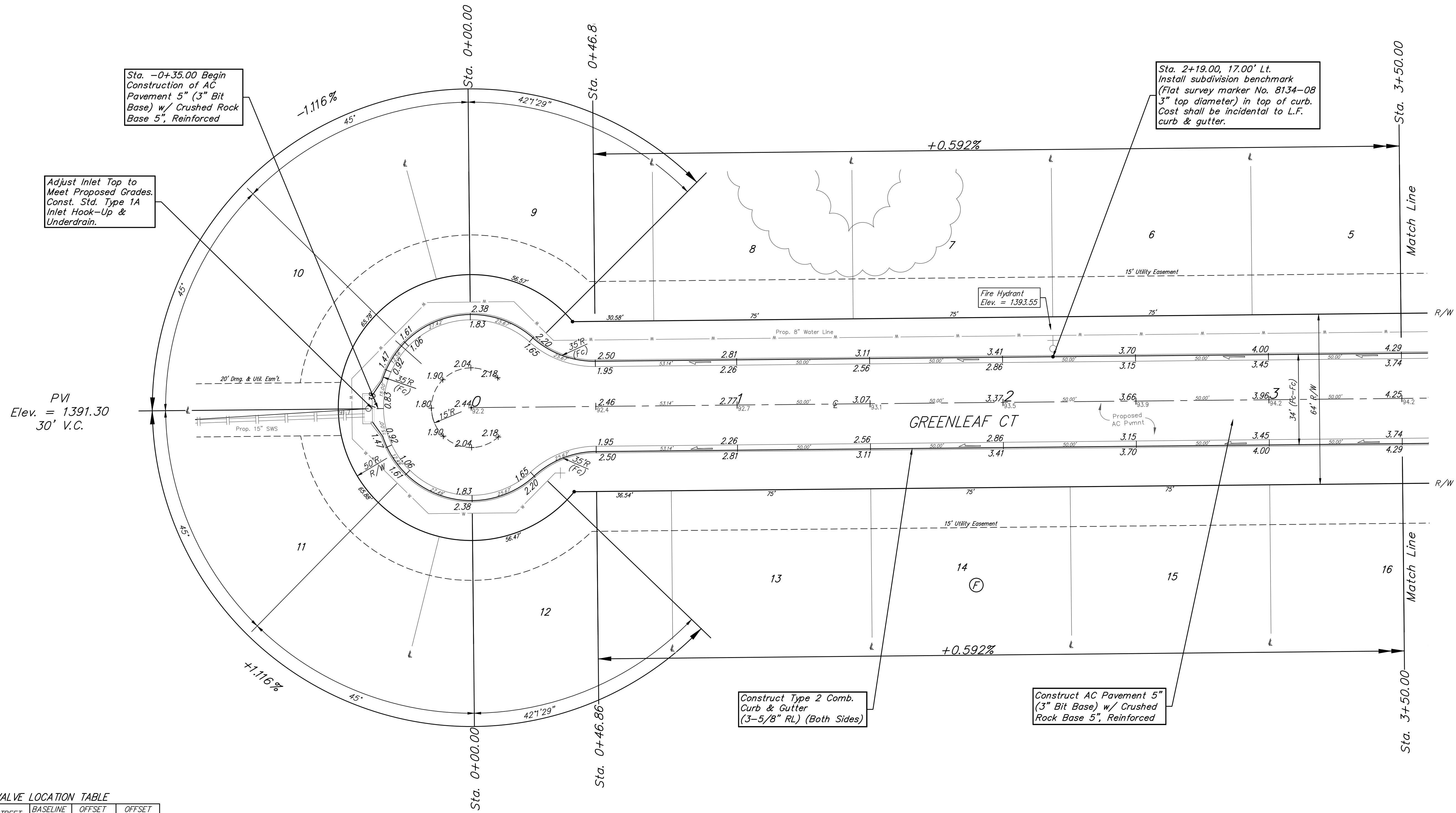
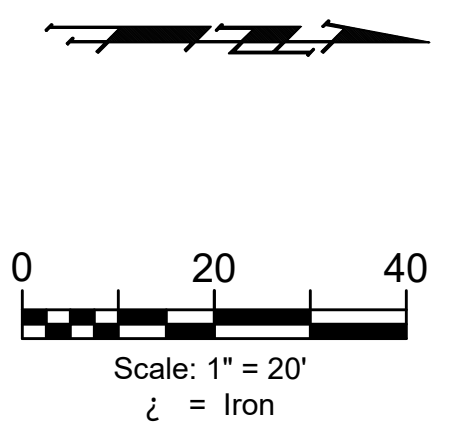


BENCHMARKS:
 BM-1#
 SQUARE CUT ON TOP OF CURB 119.3'± N.
 & 6.4'± W. OF SE. COR., LOT 7, BLOCK 2,
 TURTLE RUN 3RD ADDITION.
 ELEV. = 1390.32 NAVD88

BM-2#
 SQUARE CUT ON TOP OF CURB 118.4'± N.
 OF SE. COR., LOT 6, BLOCK 2, TURTLE
 RUN 2ND ADDITION.
 ELEV. = 1391.04 NAVD88



Sta. -0+35.00 Begin
 Construction of AC
 Pavement 5" (3" Bit
 Base) w/ Crushed Rock
 Base 5", Reinforced

Adjust Inlet Top to
 Meet Proposed Grades.
 Const. Std. Type 1A
 Inlet Hook-Up &
 Underdrain.

Sta. 2+19.00, 17.00' Lt.
 Install subdivision benchmark
 (Flat survey marker No. 8134-08
 3" top diameter) in top of curb.
 Cost shall be incidental to L.F.
 curb & gutter.

Construct Type 2 Comb.
 Curb & Gutter
 (3-5/8" RL) (Both Sides)

Construct AC Pavement 5"
 (3" Bit Base) w/ Crushed
 Rock Base 5", Reinforced



Roll type curb & gutter to
 be constructed on the pavement
 on this sheet.
 Top of curb elevation are given
 for full height curb.

VALVE LOCATION TABLE

VALVE NUMBER	STREET	BASELINE STATION	OFFSET DISTANCE	OFFSET DIRECTION
1	Greenleaf	4+47.00	25.0'	Lt.

Subdivision Benchmarks

Street & Station	Location Description	Elevation
Greenleaf Ct 2+19.00, 17.00' Lt.	Adjacent to the Fire Hydrant Located at the NE Cor., of Lot 7 and the SE Cor., of Lot 6, Blk F	



**BAUGHMAN
 COMPANY**

315 Ellis St.
 Wichita, KS 67211
 316-262-7271
 BaughmanCo.com

TOWNE PARC 10TH
 ADDITION PHASE 1

**GREENLEAF
 CT**

Sta. 0+00.00 to Sta. 3+50.00
 Street Paving Improvements

PROJECT NUMBER:

DESIGN: NBW DRAWN: JLD
 DATE: 28 September 2023

SHEET **08** OF **43**

File: E:\Projects\Towne Parc 10th Addition_22-01-P743\Engineering\PHASE 1\STR_22-11-E355\STR.dwg