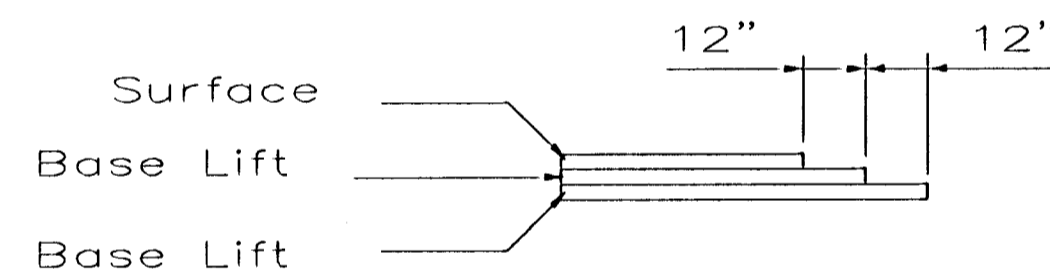


SECTION A-A

FULL DEPTH PAVEMENT REPAIR



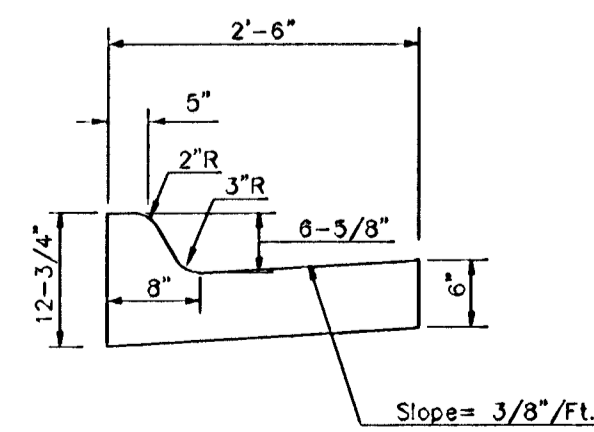
TRANSVERSE CONSTRUCTION JOINTS

Transverse construction joints shall be constructed in flexible base pavements at locations where pavement joins existing flexible base pavement as shown by the detail. All costs associated with the construction of the transverse joint shall be included in Paving bid items.

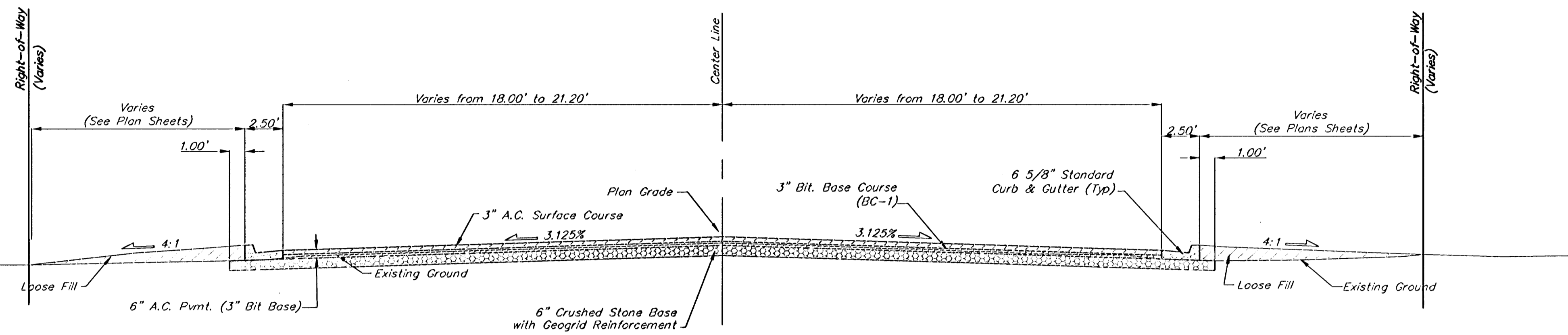
CRUSHED ROCK GRADATION REQUIREMENTS
PERCENT OF AGGREGATE RETAINED

2-1/2"	0
3/4"	20 - 60
#4	50 - 80
#40	80 - 94
#200	90 - 98

ROCK QUALITY SHALL CONFORM TO THE REQUIREMENTS SPECIFIED BY THE KDOT 1990 EDITION STANDARD SPECIFICATION SUBSECTION 1102 FOR DURABILITY CLASS I.

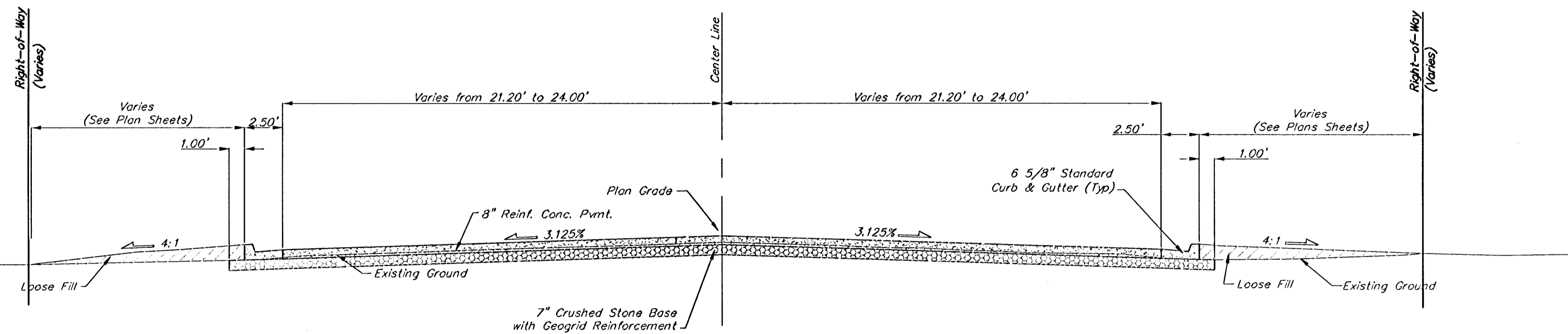


COMBINED CURB & GUTTER



BOLIN DRIVE TYPICAL SECTION

C.L. Sta. 51+71.86 to Sta. 53+46.51



BOLIN DRIVE TYPICAL SECTION

C.L. Sta. 50+72.52 to Sta. 51+71.86

	BLUE LAKE ADDITION Typical Sections Street Improvements	
	<small>Baughman Company, P.A. 319 Elm St. Wichita, KS 67211 F 316.262.7111 F 316.262.0149 ENGINEERING SURVEYING PLANNING LANDSCAPE ARCHITECTURE</small>	
PROJECT NUMBER 47284078	DESIGN KK	DRAWN TCA
REVISIONS:	APPROVED JFB	DATE 04/06
SCALE Noted		SHEET 2 OF 18
<small>E:\cng\Bolin Drive\Blue Lake\Typsec.dwg</small>		<small>04-07-E005</small>