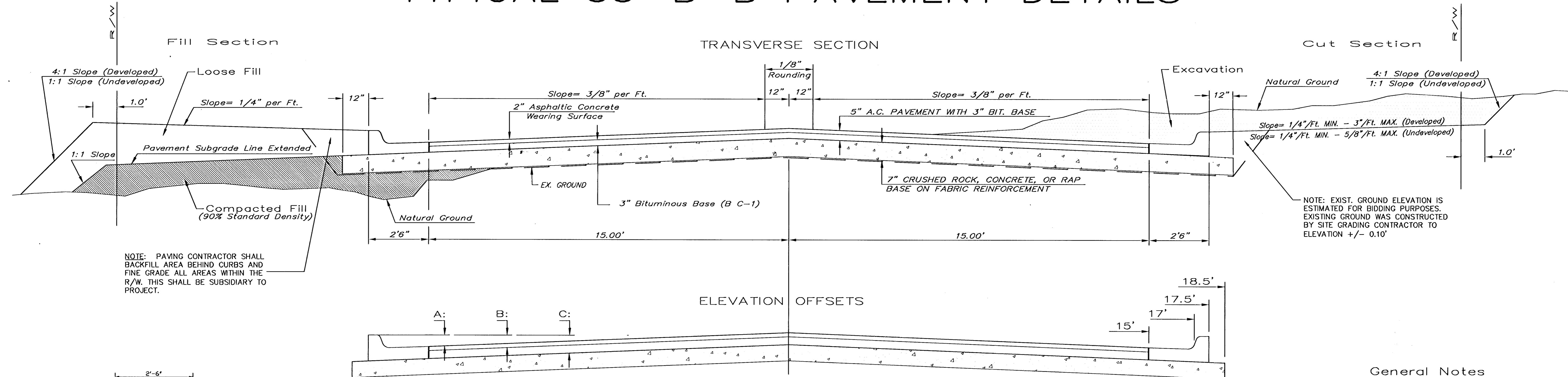


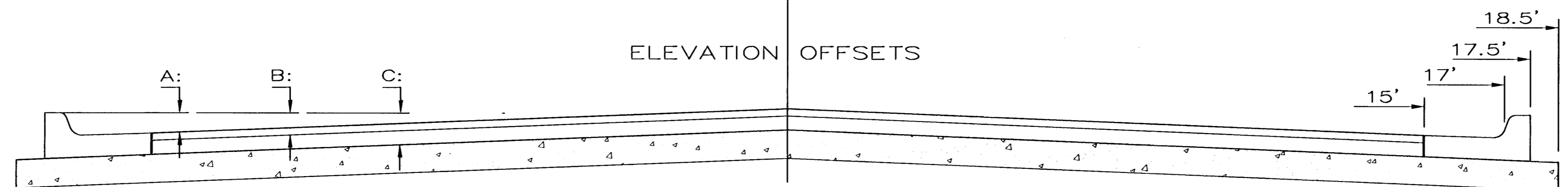
TYPICAL 35' B-B PAVEMENT DETAILS



NOTE: PAVING CONTRACTOR SHALL BACKFILL AREA BEHIND CURBS AND FINE GRADE ALL AREAS WITHIN THE R/W. THIS SHALL BE SUBSIDIARY TO PROJECT.

NOTE: EXIST. GROUND ELEVATION IS ESTIMATED FOR BIDDING PURPOSES. EXISTING GROUND WAS CONSTRUCTED BY SITE GRADING CONTRACTOR TO ELEVATION +/- 0.10'

ELEVATION OFFSETS



| | DISTANCE FROM CENTERLINE (L.T. & RT.) | | | | | | | | | | | |
|---|---------------------------------------|------|------|------|------|------|------|------|------|------|-------|-------|
| | 0' | 2' | 4' | 6' | 8.5' | 10' | 12' | 14' | 15' | 17' | 17.5' | 18.5' |
| A: Top of Curbs to Top of Surface Lift | 0.04 | 0.08 | 0.14 | 0.21 | 0.29 | 0.33 | 0.39 | 0.46 | 0.49 | - | - | - |
| B: Top of Curbs to Top of Upper Base Lift | 0.21 | 0.25 | 0.31 | 0.37 | 0.45 | 0.50 | 0.56 | 0.62 | 0.65 | - | - | - |
| C: Top of Curbs to Top of C. R. Subgrade | 0.46 | 0.50 | 0.56 | 0.63 | 0.71 | 0.75 | 0.81 | 0.88 | 0.91 | 0.97 | 0.98 | 1.01 |

General Notes

FABRIC BASE REINFORCEMENT SHALL BE B X 1100 GEOGRID AS MANUFACTURED BY TENSAR CORPORATION OR APPROVED EQUAL. FABRIC BASE REINFORCEMENT SHALL BE INSTALLED IN ACCORDANCE WITH MANUFACTURER'S RECOMMENDATIONS. CRUSHED ROCK SHALL BE UNIFORMLY GRADED FROM 1-1/2" MAXIMUM SIZE TO NOT MORE THAN 10% PASSING A NO. 200 SIEVE. ROCK QUALITY SHALL BE THE SAME AS SPECIFIED FOR COARSE AGGREGATE FOR CONCRETE MIXES.

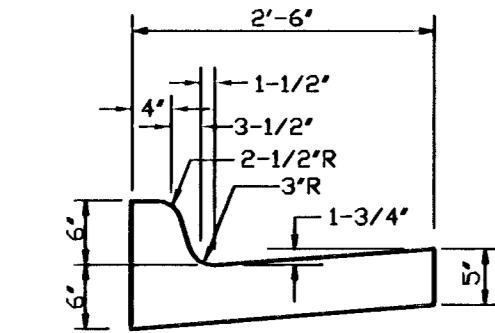
ROCK BASE IS TO BE COMPACTED AND SMOOTHED WITH A STEEL FACED ROLLER PRIOR TO PLACEMENT OF ASPHALT. TACK COAT WILL NOT BE APPLIED TO ROCK BASE.

A TACK COAT OF EMULSIFIED ASPHALT (SC-1H OR CSS-1H) SHALL BE APPLIED AT AN APPROXIMATE RATE OF 0.05 GALLONS PER SQUARE YARD BETWEEN EACH LIFT OF ASPHALTIC MATERIAL.

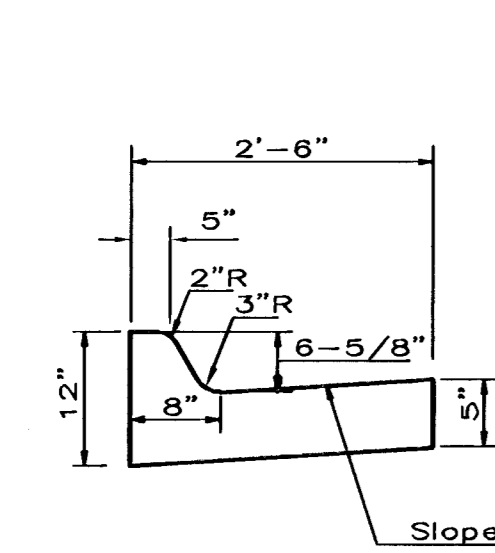
BITUMINOUS BASE AND ASPHALTIC CONCRETE WEARING SURFACE SHALL BE PLACED WITH A LAYDOWN MACHINE HAVING AUTOMATIC CONTROLS FOR LINE AND GRADE.

CONSTRUCTION JOINTS IN EACH LIFT SHALL BE STAGGERED A MINIMUM DISTANCE OF ONE (1) FOOT FROM JOINTS IN PRECEDING LIFTS AND PLACED SO THAT A JOINT WILL BE CONSTRUCTED ON THE CENTERLINE OF THE TOP LIFT.

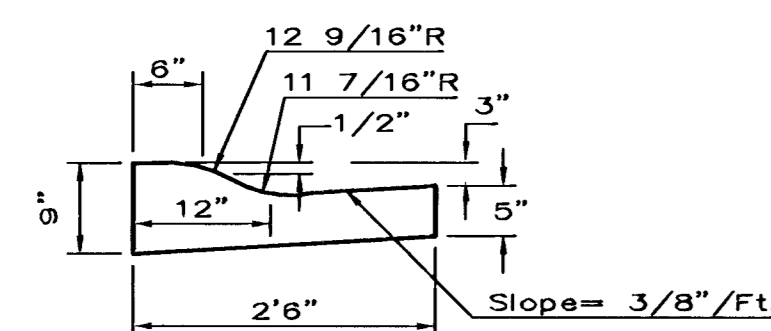
THE ASPHALTIC CONCRETE PAVEMENT BETWEEN THE COMBINED CURB AND GUTTER SHALL BE PAID AS SQUARE YARDS OF 5" ASPHALTIC CONCRETE (3" BITUMINOUS BASE).



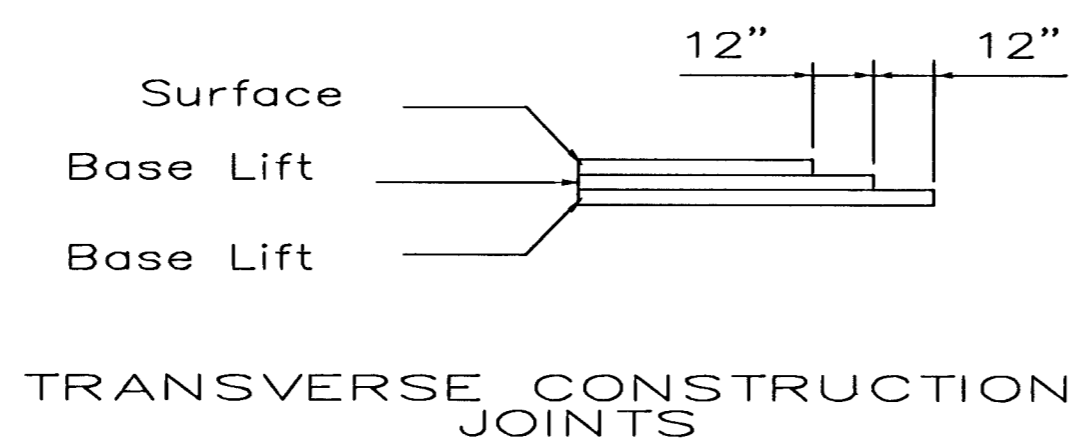
STATE CURB
MODIFIED TYPE I
COMBINED CURB & GUTTER



COMBINED CURB & GUTTER

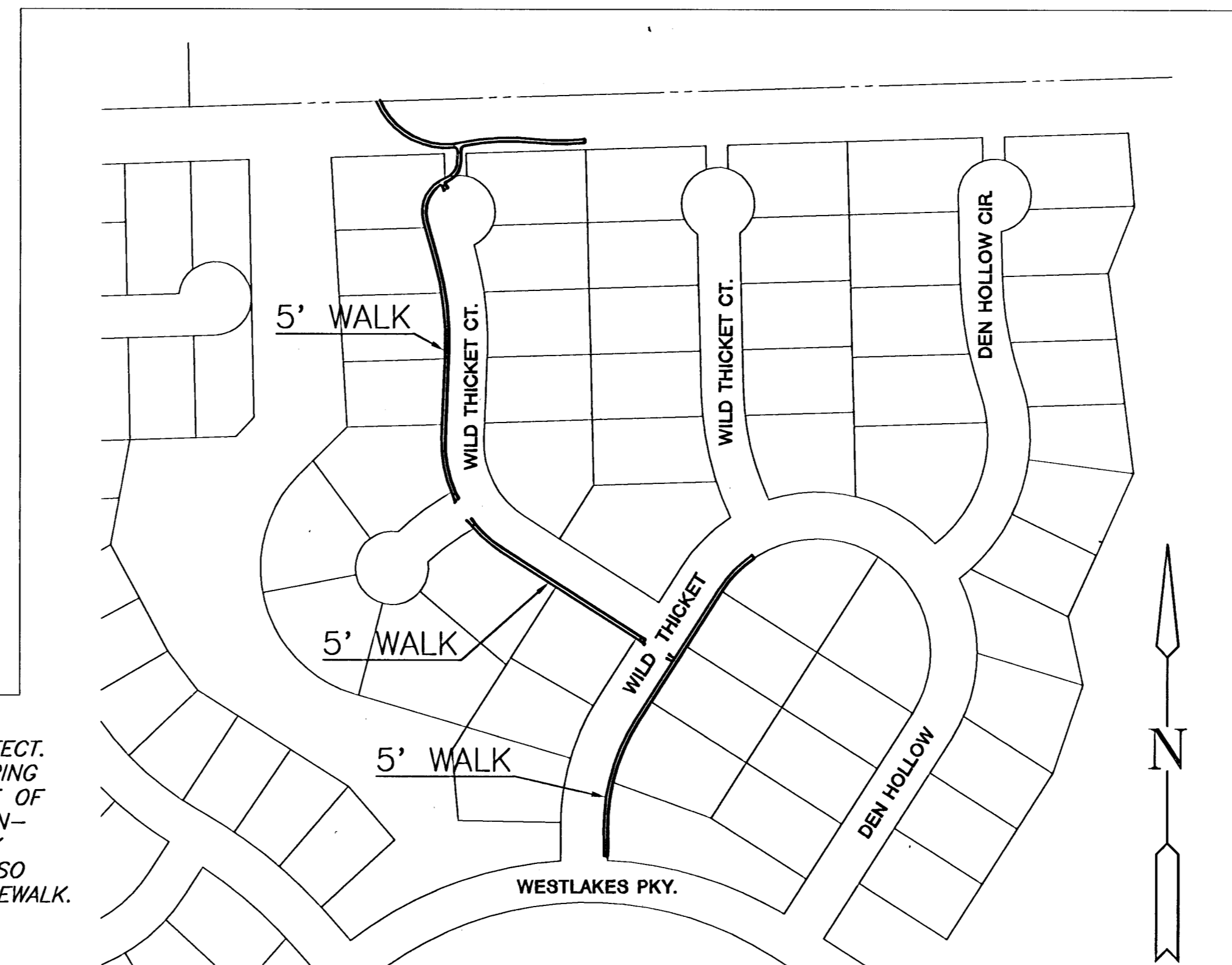


COMBINED ROLL TYPE CURB & GUTTER



Transverse construction joints shall be constructed in flexible base pavements at locations where pavement joints existing flexible base pavement as shown by the detail. All costs associated with the construction of the transverse joint shall be included in the bid price for Square Yards 5" ASPHALTIC CONCRETE (3" BITUMINOUS BASE).

SIDEWALK ALIGNMENT TO BE APPROVED BY MKEC LANDSCAPE ARCHITECT. CONTRACTOR SHALL EXPECT TO COMPLETE FINAL GRADING AND SHAPING OF SIDEWALK ALIGNMENT ALONG BERM AND ALONG THE NORTH EDGE OF THE PROJECT. CONTRACTOR SHALL BE REQUIRED TO VERIFY AND CONSTRUCT MAXIMUM 5% GRADE FOR LONGITUDINAL GRADE OF SIDEWALK AND 2% MAXIMUM CROSS SECTIONAL GRADE. CONTRACTOR SHALL ALSO BE RESPONSIBLE FOR BLENDING BERM GRADING INTO EDGES OF SIDEWALK. ALL COST SHALL BE SUBSIDIARY TO SIDEWALK CONSTRUCTION.



SIDEWALK LOCATION MAP

THE CITY OF WICHITA

 CITY ENGINEER'S OFFICE
 CITY HALL - SEVENTH FLOOR
 155 NORTH MAIN STREET
 WICHITA, KANSAS 67202
 (316) 268-4501
 (316) 268-4114 FAX

**35' PAVEMENT
5" ASPHALTIC CONCRETE
W/ CRUSHED ROCK BASE**

JAMES L. ARMOUR, P.E. - CITY ENGINEER

| | |
|-----------------------------|------------------------|
| PROJECT NUMBER 472-84214 | INDEX CODE 765962 |
| DATE OCTOBER 2005 | SHEET NUMBER 2 / 29 |

G:\CIVIL\99118\dwg\PAV\PH13.PART2\99118ED1