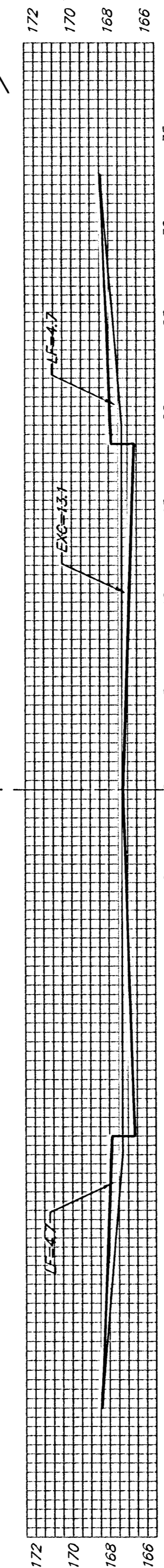
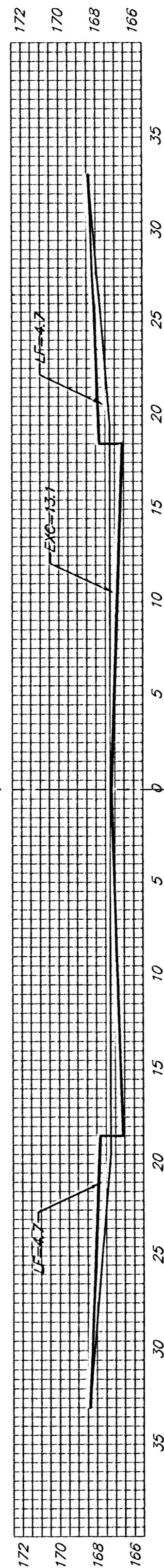


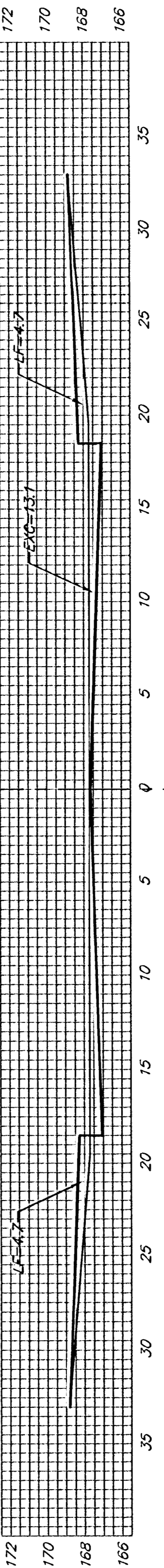
$EXC = 26.9$
 $LF = 19.3$
 $CF = 0.0$



$EXC = 24.3$
 $LF = 17.4$
 $CF = 0.0$




$EXC = 24.3$
 $LF = 17.4$
 $CF = 0.0$



Sheet Totals:
 Excavation = 75.5 C.Y.
 Loose Fill = 54.1 C.Y.
 Compacted Fill = 0.0 C.Y.

TAYLOR CIR. (LOTS 10-28, BLOCK C)

	Baughman Company, P.A. 315 Ellis St. Wichita, KS 67211 P 316-263-7171 F 316-263-0149 ENGINEERING SURVEYING PLANNING LANDSCAPE ARCHITECTURE	
	PROJECT NUMBER 472-83779	SHEET 35 OF 39

HSprings/JXSB 0406B927