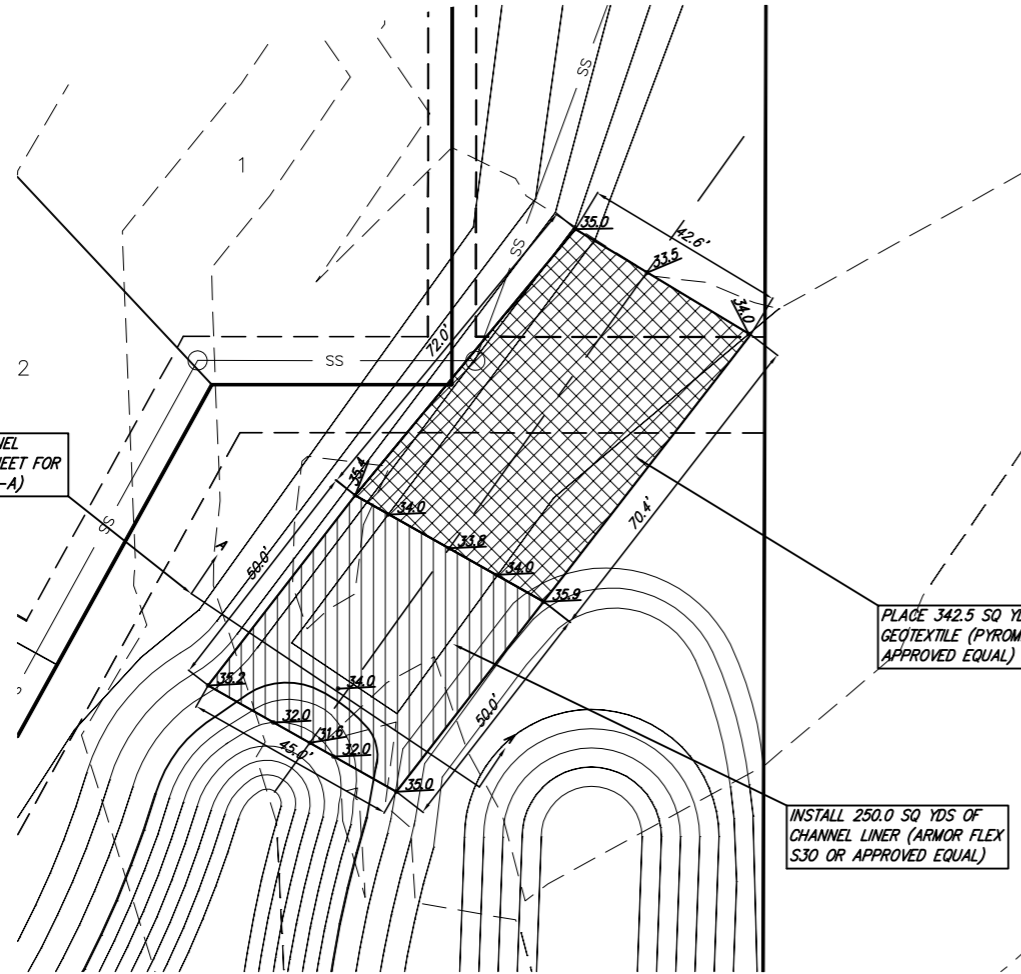


POND OUTLET CHANNEL  
(SEE DETAIL THIS SHEET FOR  
CHANNEL SECTION A-A)

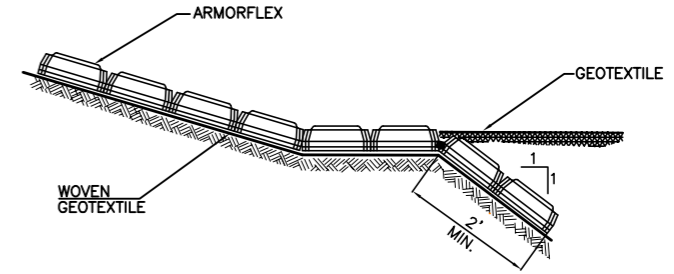


PLACE 342.5 SQ YDS OF  
GEOTEXTILE (PYROMAT OR  
APPROVED EQUAL)

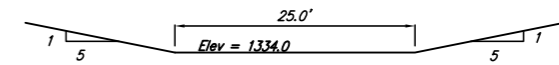
INSTALL 250.0 SQ YDS OF  
CHANNEL LINER (ARMOR FLEX  
S.30 OR APPROVED EQUAL)



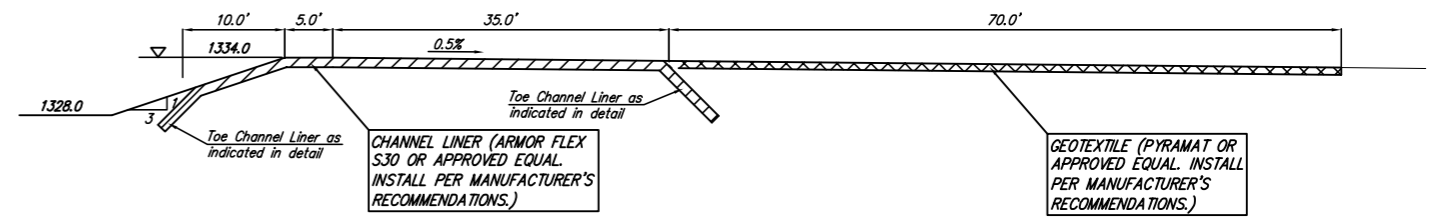
SCALE 1" = 20'  
IRON = •



TOE OF SLOPE ANCHORING DETAIL  
NOT TO SCALE



Pond Outlet Section A-A



Outlet Channel Protection

Casa Bella Addition  
Pond C Outlet Protection  
WICHITA, KANSAS



Ruggles & Bohm, P.A.  
Engineering, Surveying, Land Planning

924 North Main (316) 264-8008  
Wichita, Kansas 67203 (316) 264-4621 fax  
www.rbkansas.com E-mail: info@rbkansas.com

DRAWING FILE  
Pond Plan {Pond C Outlet}

PROJECT NUMBER  
SWD #276

DESIGN	E.J.G.	SHEET 8 OF 32
DRAWN	E.J.G.	
REVIEW		
UTILITY		
DATE	Jan. 3, 2006	